


the new hepforge



An introduction and HowTo
by J. Bellm (IPPP)

MCnet meeting
KIT 2017



Why do we need a new hepforge?

- Security issue for Durham University
- Maintenance with little benefit
- Ubuntu 12.04 reached its regular End of Life



What do we need?



- easy user control
- low maintenance
- hosting hep software
- Version control (git, hg, svn)
- ...



Current Users:

Original Developer



Bloomberg



The main page



The screenshot shows the Phabricator main page dashboard. At the top, there is a navigation bar with the Phabricator logo, a search bar, and user profile information. The left sidebar contains a navigation menu with options like Home, Applications, Differential, Maniphest, Diffusion, Audit, Phriction, Projects, Dashboards, More Applications, and Edit Menu. The main content area is divided into two columns. The left column, titled 'Active Revisions', contains five sections: 'Must Review' (No revisions are blocked on your review.), 'Ready to Review' (No revisions are waiting on you to review them.), 'Ready to Land' (No revisions are ready to land.), 'Ready to Update' (No revisions are waiting for updates.), and 'Waiting on Review' (None of your revisions are waiting on review.). The right column, titled 'Recent Activity', shows a list of recent actions, including a commit by bellm and several policy changes by HepforgeAdmin for the Diffusion application.

Phabricator [Notifications] [Messages] [Star] [User: B] [Search]

Home

APPLICATIONS

- Differential
- Maniphest
- Diffusion
- Audit
- Phriction
- Projects
- Dashboards
- More Applications
- Edit Menu

Active Revisions

Must Review

No revisions are blocked on your review.

Ready to Review

No revisions are waiting on you to review them.

Ready to Land

No revisions are ready to land.

Ready to Update

No revisions are waiting for updates.

Waiting on Review

None of your revisions are waiting on review.

Waiting on Authors

No revisions are waiting on author action.

Recent Activity

Today

B bellm committed [R18:09759868eccd](#): initial commit.

initial commit

</> Wed, Sep 27, 5:35 PM

H HepforgeAdmin changed the "Default Edit Policy" policy for application [Diffusion](#) from "Administrators" to "All Users".

Wed, Sep 27, 4:14 PM

H HepforgeAdmin changed the "Can Use Application" policy for application [Diffusion](#) from "Public (No Login Required)" to "All Users".



Wed, Sep 27, 3:36 PM

H HepforgeAdmin changed the "Can Create Repositories" policy for application [Diffusion](#) from "Administrators" to "All Users".

Wed, Sep 27, 3:36 PM











The projects



Phabricator   ★ B 🌐

Projects > Joined + Create Project

Joined 🔍 Edit Query ☰ Use Results

 crashtest	Member
 crashtest Admin Group	Member
 crashtest Admin Group Control	Member
 herwig	Member
 herwig Admin Group	Member
 herwig Admin Group Control	Member
 herwigext	Member
 herwigext Admin Group	Member
 herwigext Admin Group Control	Member
 hjets	Member

A random project



Phabricator ★ B

Projects > herwig

herwig

✓ Active herwig Admin Group

herwig

- Workboard
- Members
- Subprojects
- Manage

Details

DESCRIPTION

herwig hosted in Hepforge

Recent Activity View All

Fri, Sep 8

SynchronizationAdmin created herwig.

Fri, Sep 8, 10:51 AM

Members (36) View All

- bellm (Johannes Bellm) User
- andrzej (Andrzej Siodmok) User
- webster (Stephen Webster) User
- arnold (Ken Arnold) User
- schichtel (Peter Schichtel) User

Watchers View All

This project does not have any watchers.

Create a new project



Phabricator Search

Projects > Create Project

Create Project

Configure Form

Project

Name Required

Description

Icon Project

Color

Additional Hashtags

Initial Members

Visible To bellm (Johannes Bellm)

Editable By bellm (Johannes Bellm)

Joinable By bellm (Johannes Bellm)

Project as general concept



Phabricator

★ B

Projects > Joined + Create Project

Joined Edit Query Use Results

	A subtest project Project	Member
	A Test Project Project	Member
	crashtest	Member
	crashtest Admin Group	Member
	crashtest Admin Group Control	Member

QUERIES

- Joined
- Watching
- Active
- All
- Edit Queries...

SEARCH

- Advanced Search






Open Tasks and issues



The screenshot displays the Phabricator web interface. At the top, the Phabricator logo is on the left, followed by notification and chat icons. On the right, there are a star icon, a dropdown menu with 'B', a search bar with a globe icon and the text 'Search', and a magnifying glass icon. Below the top bar, a breadcrumb trail reads 'Projects > A Test Project > Workboard'. To the right of the breadcrumb are icons for 'Natural' (a list icon), 'Open Tasks' (a magnifying glass icon), and settings (a gear icon) and a close icon (an 'X' icon). The main content area shows a 'Backlog (Default)' section with a '1' and a dropdown arrow. Below this, a task card is visible with the text 'T1 Create a subproject! Import code!' and a 'B' icon in a green box. On the left side of the interface, there is a sidebar with a large briefcase icon at the top. Below the icon are menu items: 'A Test Project', 'Workboard' (which is highlighted), 'Members', 'Subprojects', and 'Manage'.

Diffusion — repository browser



Phabricator     

</> Diffusion > Active Repositories + Create Repository







Active Repositories

No repositories found for this query.

- QUERIES
 - Active Repositories
 - All Repositories
 - Edit Queries...
- SEARCH
 - Advanced Search
- COMMITTS
 - Browse Commits

Diffusion — repository browser




Phabricator      Search 


</> Diffusion > Create Repository

+ Create Repository


Create Git Repository

 Create a new Git repository.


Create Mercurial Repository

 Create a new Mercurial repository.

Create Subversion Repository







 Create a new Subversion repository.

Import or Observe an Existing Repository

 Review the documentation describing how to import or observe an existing repository.

Diffusion — repository browser



Phabricator      Search 

</> Diffusion > Create Repository



+ Create Repository


Repository

Name Required

Callsign

Short Name

Description 


Tags 

Diffusion — repository browser



The screenshot shows the Phabricator interface for managing a repository. The breadcrumb path is </> Diffusion > R17 > Manage > Basics. The repository is titled 'R17: Basics' and is currently 'Inactive'. A green button labeled '</> View Repository' is in the top right. A blue information box states: 'This newly created repository is not active yet. Configure policies, options, and URIs. When ready, **Activate** the repository. If activated now, this repository will become a new hosted repository. To observe an existing repository instead, configure it in the URIs panel.' Below this is a 'Repository Basics' section with the following details: Name: ATestRepo, Type: Mercurial, Callsign: No Callsign, Short Name: No Short Name, Encoding: Use Default (UTF-8), and Dangerous Changes: Not Allowed. A 'Description' section contains the text: 'Here we want to test an hg repo.' On the right side, there is a list of actions: Edit Basic Information, Edit Text Encoding, Allow Dangerous Changes, Activate Repository, and Delete Repository. The left sidebar shows a 'MANAGE' menu with options: Basics, Status, Policies, URIs, Storage, Symbols, Branches, Actions, History, and Documentation. Two arrows point from the text below to the 'URIs' menu item and the 'Activate Repository' action.

Get the path to the project

Activate Repository

the new hepforge

introduction and how to






Diffusion — repository browser



```
^[[A[jbellm@login ~/Physik/hepforgeTest]
[hepforgeTest]$ hg clone ssh://git@phabricator.hepforge.phyip3.dur.ac.uk:2222/diffusion/18/atesthgrepo
destination directory: atesthgrepo
no changes found
updating to branch default
0 files updated, 0 files merged, 0 files removed, 0 files unresolved
[jbellm@login ~/Physik/hepforgeTest]
[hepforgeTest]$ cd atesthgrepo/;touch aa.dat # create file in repo
[jbellm@login ~/Physik/hepforgeTest/atesthgrepo]
[atesthgrepo]$ vi .hg/hgrc # modify hgrc
[jbellm@login ~/Physik/hepforgeTest/atesthgrepo]
[atesthgrepo]$ hg add aa.dat ; hg commit -m "initial commit"
[jbellm@login ~/Physik/hepforgeTest/atesthgrepo]
[atesthgrepo]$ hg push
pushing to ssh://git@phabricator.hepforge.phyip3.dur.ac.uk:2222/diffusion/18/atesthgrepo
searching for changes
remote: adding changesets
remote: adding manifests
remote: adding file changes
remote: added 1 changesets with 1 changes to 1 files
[jbellm@login ~/Physik/hepforgeTest/atesthgrepo]
[atesthgrepo]$ █
```



Diffusion — repository browser





Phabricator     

</> Diffusion > Active Repositories + Create Repository






Active Repositories


 Edit Query  Use Results ▼

 **R18 ATestHGRepo** Wed, Sep 27, 5:35 PM
09759868eccd: initial commit Mercurial
1 Commit ·  A Test Project

Herald — change monitoring tool



Phabricator     

Herald > Authored  Create Herald Rule

Authored

No rules found.

QUERIES

- Authored
- Active
- All
- Edit Queries...

SEARCH







- Advanced Search

UTILITIES

- Test Console
- Transcripts

Herald — change monitoring tool









Phabricator      

Herald > Create Rule + Create Herald Rule

+ Create Herald Rule


- New Rule for
- Calendar Events**
React to events being created or updated.
 - Commits**
React to new commits appearing in tracked repositories.
Commit rules can send email, flag commits, trigger audits, and run build plans.
 - Differential Diffs**
React to new diffs being uploaded, before writes occur.
These rules can reject diffs before they are written to permanent storage, to prevent users from accidentally uploading private keys or other sensitive information.
 - Differential Revisions**
React to revisions being created or updated.
Revision rules can send email, flag revisions, add reviewers, and run build plans.
 - Maniphest Tasks**
React to tasks being created or updated.
 - Outbound Mail**
Route outbound email.



Phabricator      Search 

Herald > Create Rule + Create Herald Rule

+ Create Herald Rule: Commits

- Rule Type **Personal**
Personal rules notify you about events. You own them, but they can only affect you. Personal rules only trigger for objects you have permission to see.
- Object**
Object rules notify anyone about events. They are bound to an object (like a repository) and can only act on that object. You must be able to edit an object to create object rules for it. Other users who can edit the object can edit its rules.
- Global**
Global rules notify anyone about events. Global rules can bypass access control policies and act on any object.
-  You do not have permission to create or manage global rules.

Back

Continue

Herald — change monitoring tool



Phabricator 🔔 💬 ★ B 🌐 Search 🔍

Herald > Create Herald Rule: Commits ➕ Create Herald Rule

➕ Create Herald Rule: Commits

Rule Name Required

This **Personal** rule triggers for **Commits**.

Conditions

When these conditions are met: New Condition

🔍 Remove

Action

Take these actions every time this rule matches: New Action

Remove

Cancel Save Rule

Differential — code review tool



Phabricator 🔔 💬 ★ B 🌐 Search

⚙️ Differential > Create Diff

+ Create Diff

i The best way to create a diff is to use the Arcanist command-line tool. [Learn More](#)
You can also paste a diff below, or upload a file containing a diff (for example, from `svn diff`, `git diff` or `hg diff --git`).

Diff

Raw Diff

```
diff --git a/aa.dat b/aa.dat
--- a/aa.dat
+++ b/aa.dat
@@ -1,1 +1,3 @@
test
+
+# I want to have a comment here!!
```







Raw Diff From File Keine Datei ausgewählt


Repository

Visible To

Differential — code review tool



Phabricator      Search 

 Differential > Diff 1


Diff 1

Properties

Review the diff for correctness. When you are satisfied, either **create a new revision** or **update an existing revision**.

Attach To

[Continue](#)

Path	Packages
M aa.dat (2 lines)	
Diff 1	
 aa.dat	View Options
1 test	1 test
	2
	3 # I want to have a comment here!!



Phabricator

Phriction > Projects > Testwiki Index New Document

Testwiki

Updated Today holgertestgroup

Where will I find this talk?

There will be a link available for MCnet members.

I will try to fill more HowTos into this kind of slides, once the new system is online.

Actions

- Edit Document
- Move Document
- Delete Document
- View History
- Printable Page
- Subscribe
- Award Token
- Flag For Later

Last Author [bellm](#)
Projects A Test Project
Subscribers *None*

Open Issues



- File storage
- Trac import to new System
- Scripts to update websites
- Security discussion
- Usable in the end?

I will extend these slides and make them available.

Thank you!