

Determining the Masses of Right-Handed Neutrinos in the Littlest Seesaw

INVISIBLES 2018 - POSTER SESSION

The Littlest Seesaw ^{1,2,3}

- SM extension with two new RHv singlets: ⁴

$$N_R = \begin{pmatrix} N_R^{atm} \\ N_R^{sol} \end{pmatrix}$$

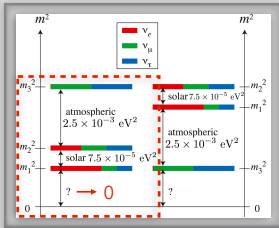
- Additional terms in the Lagrangian:

$$-\mathcal{L}_{LS} = -\mathcal{L}_{SM} + \left(\bar{\ell}_L Y_\nu \tilde{H} N_R + \frac{1}{2} \bar{N}_R^c M_R N_R + h.c. \right)$$

- Normal mass hierarchy with $m_1 = 0$

- Close to maximal atmospheric mixing ($\theta_{23} \approx \pi/4$)

- Fixes the absolute scale of neutrino masses:



- Relevant Cases (A and D):

$$Y_\nu^A = \begin{pmatrix} 0 & be^{i\eta/2} \\ a & nbe^{i\eta/2} \\ a & (n-2)be^{i\eta/2} \end{pmatrix},$$

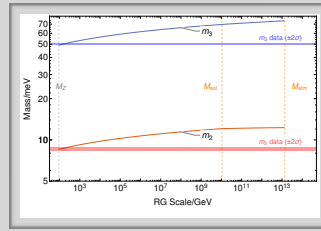
$$M_R^A = \begin{pmatrix} M_{atm} & 0 \\ 0 & M_{sol} \end{pmatrix}$$

$$Y_\nu^D = \begin{pmatrix} be^{i\eta/2} & 0 \\ (n-2)be^{i\eta/2} & a \\ nbe^{i\eta/2} & a \end{pmatrix},$$

$$M_R^D = \begin{pmatrix} M_{sol} & 0 \\ 0 & M_{atm} \end{pmatrix}$$

Renorm. Group Evolution ^{5,6}

Theory defined at $\mu = \Lambda_{GUT}$, data available at low energies \Rightarrow evolve observables to low scales using RG running (REAP 7).



Leptogenesis ⁸

Lepton asymmetry generated through decay of lightest RHv: $Y_{\Delta\alpha} = \eta_\alpha \epsilon_\alpha Y_{N1}^{eq}$

where η_α : efficiency factor
 ϵ_α : decay asymmetry
 Y_{N1}^{eq} : eq. density of RHv

\Rightarrow converted to baryon excess Y_B through sphaleron processes:

$$Y_B = \frac{12}{37} \sum_{\alpha=e,\mu,\tau} Y_{\Delta\alpha}$$

Methodology

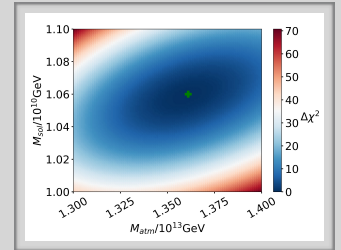
Fit high scale parameters to low scale neutrino data and BAU from Leptogenesis (χ^2 analysis).

Scan over neutrino masses: $1.0 \times 10^9 \leq M_1 \leq 5.0 \times 10^{12}$ [GeV]

$$5M_1 \leq M_2 \leq 1.0 \times 10^{16}$$
 [GeV]

$$\begin{cases} n = 3 \\ \eta = \pm 2\pi/3 \end{cases} \rightarrow \text{fixed}$$

and a, b : free parameters

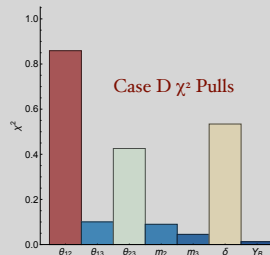


4-dim gridding allows visualisation of χ^2 minimum (B.P. Case D)

Results

	Case A	Case D
M_{atm} / GeV	5.05×10^{10}	1.36×10^{13}
M_{sol} / GeV	5.07×10^{13}	1.06×10^{10}
a	0.00806	0.135
b	0.0830	0.00116
χ^2 / d.o.f.	1.75 / 3	2.07 / 3

Table: Best Fit Points



- Additional studies
- Dependence on Λ_{GUT}
 - Future tests of the Littlest Seesaw

The best fit point for each case was determined by χ^2 minimisation.

	Case A	Case D	NuFit3.2	
θ_{12} / °	34.30	34.33	33.62	+0.78 -0.76
θ_{13} / °	8.59	8.59	8.54	+0.15 -0.15
θ_{23} / °	45.62	44.24	47.2	+1.9 -3.6
Δm_{12}^2 / 10^{-3} eV ²	7.36	7.34	7.40	+0.21 -0.20
Δm_{13}^2 / 10^{-3} eV ²	2.50	2.50	2.494	+0.033 -0.031
δ / °	-87.4	-93.0	-126	+43 -31
Y_B / 10^{-10}	0.860	0.861	0.879	+0.01 -0.01

Table: Benchmark Point Observables

REFERENCES

- JHEP **1307**, 137 (2013)
- JHEP **1602**, 085 (2016)
- JHEP **1609**, 023 (2016)
- NUCL. PHYS. B **576**, 85 (2000)
- JHEP **1612**, 023 (2016)
- PHYS. REV. D **97** (2018) NO.7, 075010
- JHEP **0503**, 024 (2005)
- PHYS. LETT. B **174**, 45 (1986)
- ASTRON. & ASTROPHYS. **594**, A13

Conclusions

- LS is highly predictive: we extract 7 observables from 4 parameters.
- Enables testing in future experiments.
- Allows indirect prediction of RHv masses.
- Suggests $\delta \approx -90^\circ$, along with excellent fit to all other neutrino and BAU data.