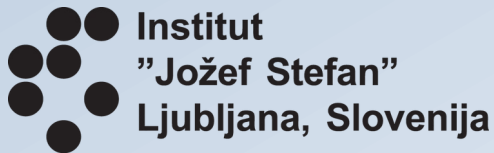


# Composition of Ultra-High Energy Cosmic Rays



Blaž Bortolato


[blaz.bortolato@ijs.si](mailto:blaz.bortolato@ijs.si)



Glühwein Workshop 2024  
Karlsruhe Institute of Technology

# What & Why

## Ultra High-Energy Cosmic rays



- $1\text{EeV} = 10^9\text{GeV}$
- extra-galactic sources
- 1 event /  $\text{km}^2$  / year

## Composition

$$w = (w_p, w_{\text{He}}, \dots, w_{\text{Fe}}, \dots)$$


60%   15%   1%

## Motivation

- Composition not well known
- Constraints on sources
- Acceleration mechanism
- Interactions  $10^5 - 10^7 \times E_{\text{CERN}}$

# What & Why

## Ultra High-Energy Cosmic rays



- 1EeV =  $10^{18}$  GeV
- extra-galactic sources
- 1 event / km<sup>2</sup> / year

## Composition

$$w = (w_p, w_{\text{He}}, \dots, w_{\text{Fe}}, \dots)$$

60% 15% 1%

## Motivation

- Composition not well known
- Constraints on sources
- Acceleration mechanism
- Interactions  $10^5 - 10^7 \times E_{\text{CERN}}$


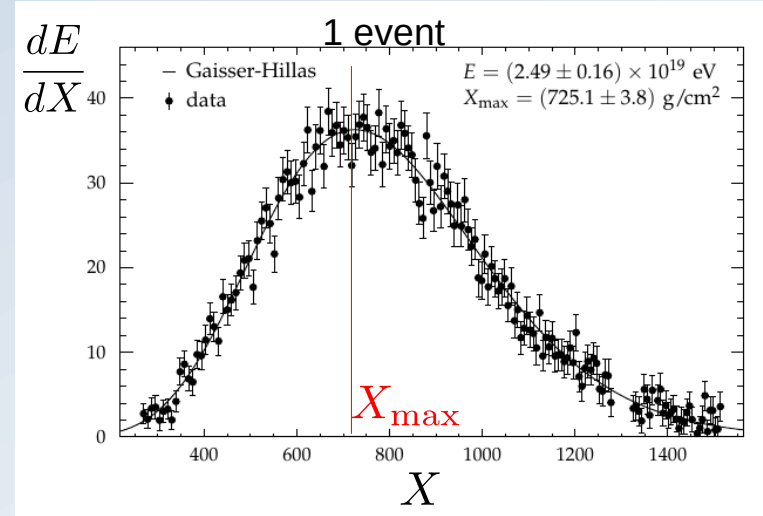
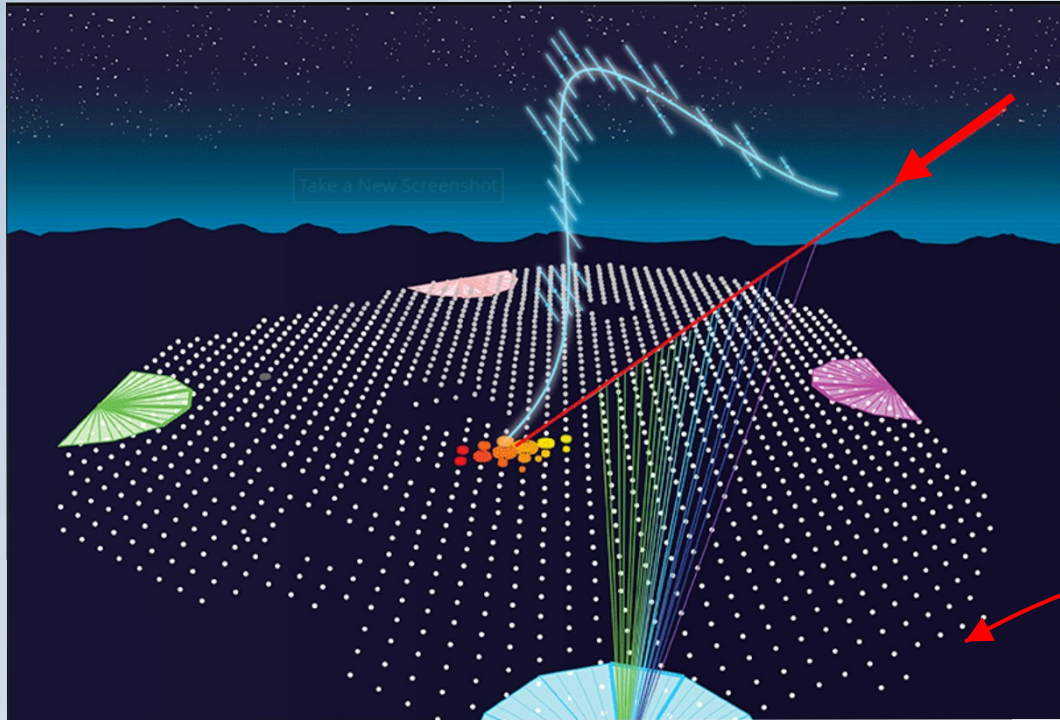
## Problem:

**Data:** 1000 events, 1value/event



26 dim. distribution  $P(w)$   
(p, He, ..., Fe)

# Pierre Auger Observatory



$$X = \int \rho(\vec{r}) dr$$

Cherenkov  
detector

# Data

## Measured data:

Pierre Auger Open Data  
(publicly available)  
10% of all measured events

$E/\text{EeV} \in [0.6, 1]$   
# events: 1000

$E/\text{EeV} \in [1, 2]$   
# events: 1200

$E/\text{EeV} \in [2, 5]$   
# events: 650

$\{X_{\max,1}, \dots, X_{\max,N}\}$

## Simulated data: CORSIKA

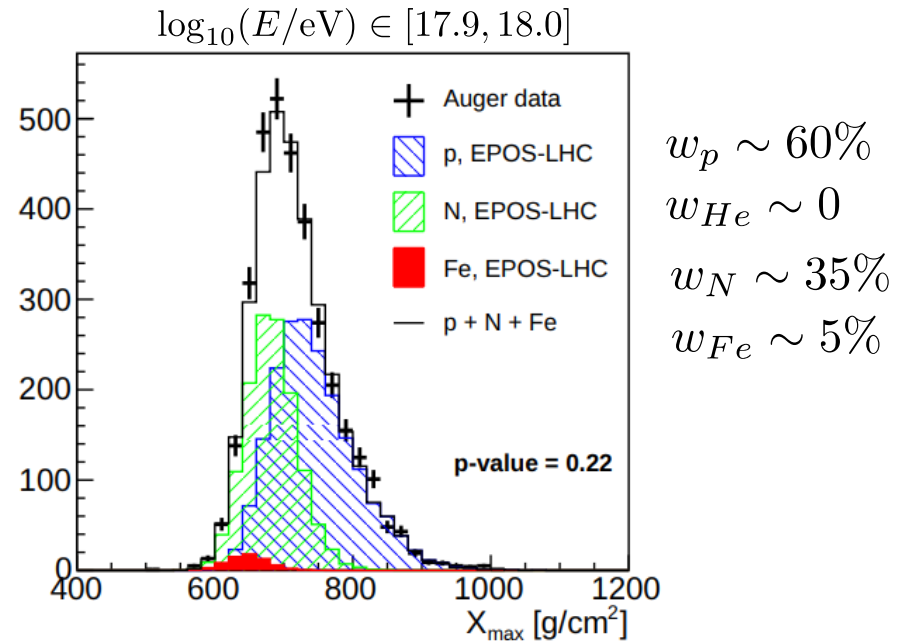
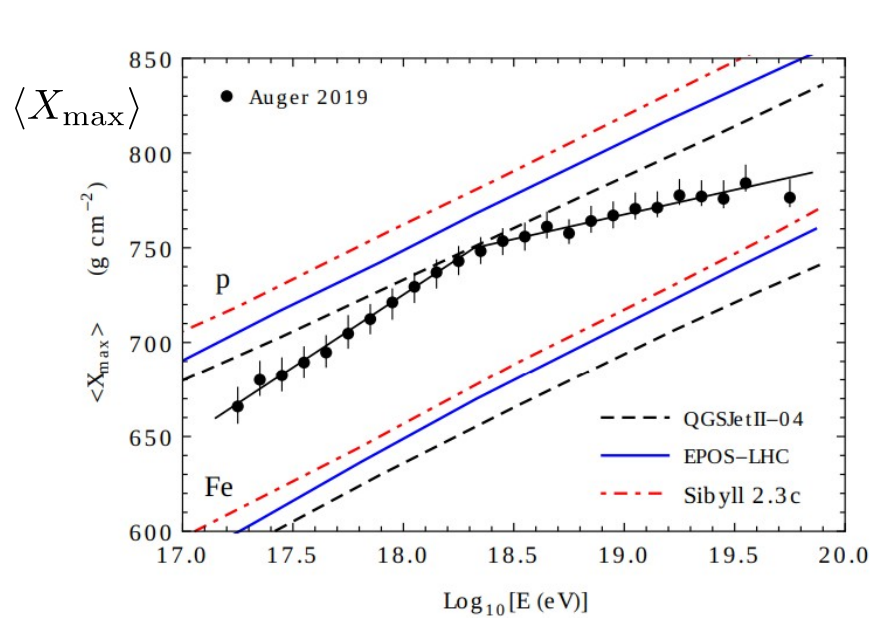
→ primaries: p, He, Li, ..., Fe

→ 10000 events/primary

→ 4 hadronic models

$\{X_{\max,1}, \dots, X_{\max,M} | Z\}$   
 $Z = 1, 2, 3, \dots, 26$

# Previous studies

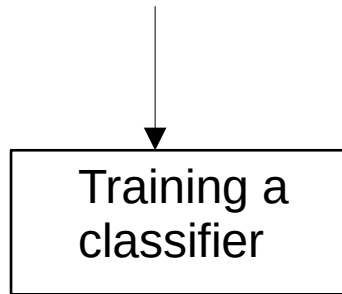


$\text{Likelihood}(w) \sim \prod_{bin} \text{Poisson distribution}$   
 $w = \text{argmax}(\text{Likelihood})$

$\rightarrow 4 - 8$  primaries,  
 $\rightarrow$  uncertainties...

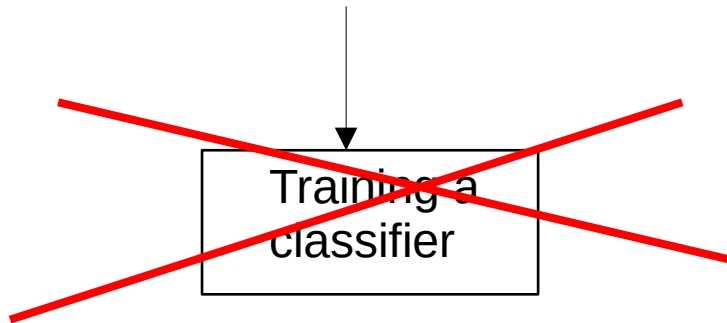
# Our goal

- Event classification
- primaries: p, He, ..., Fe
- inclusion of all uncertainties
- reliable uncertainties on the composition



# Our goal

- Event classification
- primaries: p, He, ..., Fe
- inclusion of all uncertainties
- **reliable uncertainties on the composition**



“Composition can be arbitrary weird”

$$w = (w_p, w_{\text{He}}, w_{\text{Li}}, \dots, w_{\text{Fe}}, \dots)$$

60% 1% 39%



# Plan B – improvise

$$\{X_{\max,1}, \dots, X_{\max,N}\}$$



$$\mathbf{z} = (z_1, z_2, z_3, z_4)$$

$$z_1 = \frac{1}{N} \sum_{i=1}^N X_{\max,i} \quad z_n = \frac{1}{N} \sum_{i=1}^N (X_{\max,i} - z_1)^n$$



bootstrap method

measured data:  $P(z)$

simulated data:  $P(z|w)$

Distribution of compositions

**Problem**

$$\text{observed data} \quad \text{simulations} \quad P(\mathbf{z}) = \int P(\mathbf{z}|\mathbf{w}) P(\mathbf{w}) d\mathbf{z}^n$$

**Solution**

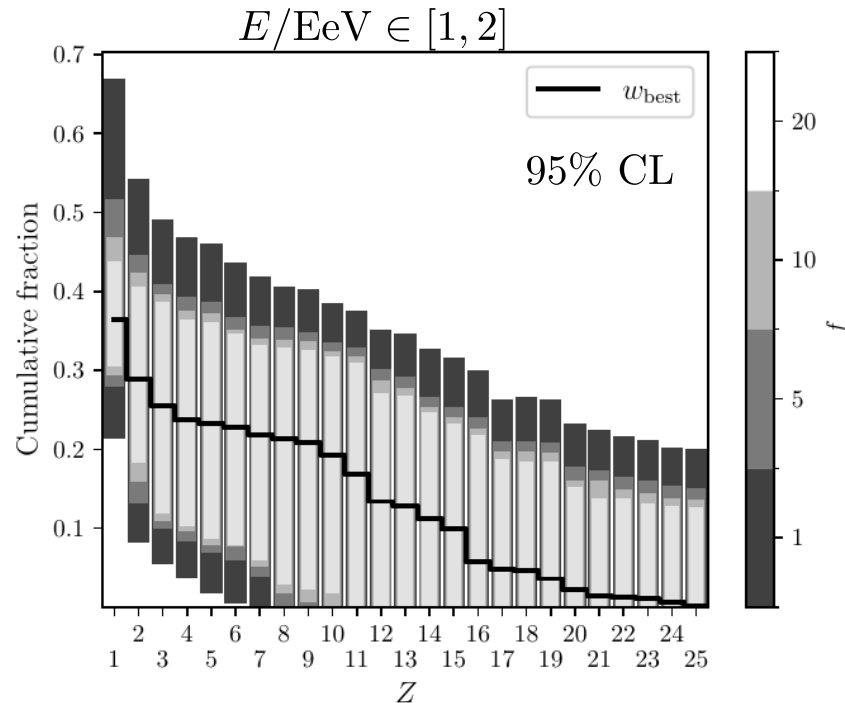
$$\log L(\mathbf{w}) = \int \log[P(\mathbf{z}|\mathbf{w})] P(\mathbf{z}) d^n \mathbf{z}$$

Bayes theorem

$$P(\mathbf{w}) \propto L(\mathbf{w}) \text{Prior}(\mathbf{w})$$

**Nested sampling**; sample  $P(\mathbf{w})$

# Fraction of elements heavier than Z



**A) fraction of primaries with  $Z > 2$ :**

$$w(Z > 2) \in [8\%, 54\%]$$

**B) projections:  $f \times$  more data**

**C) Extension to heavy primaries:**

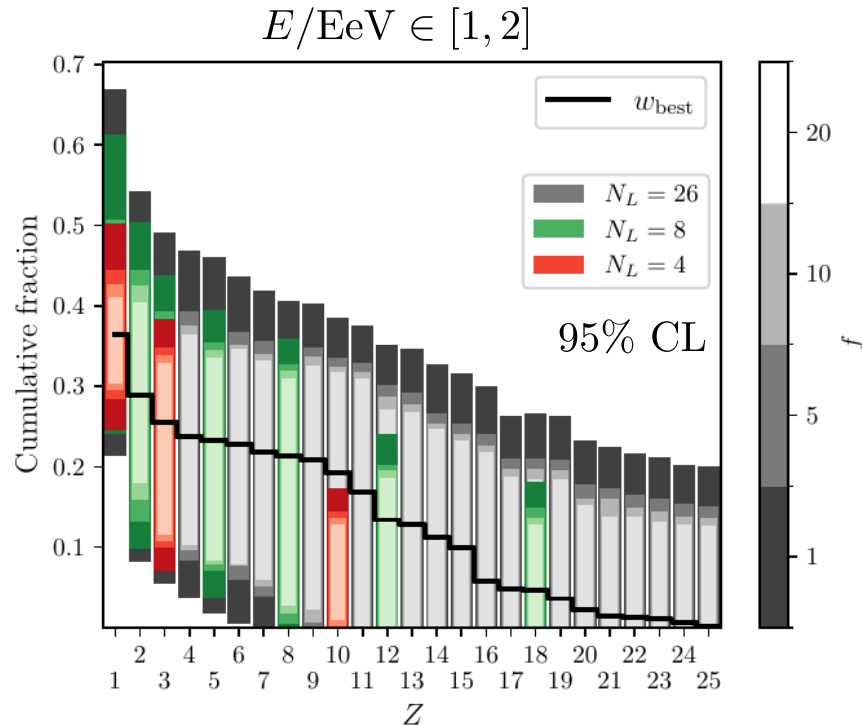
$$\text{H}, \dots, \text{Fe}, \dots, \text{Pu}$$
$$1, \dots, 26, \dots, 94$$

$$w(Z > 26) < 18\%$$

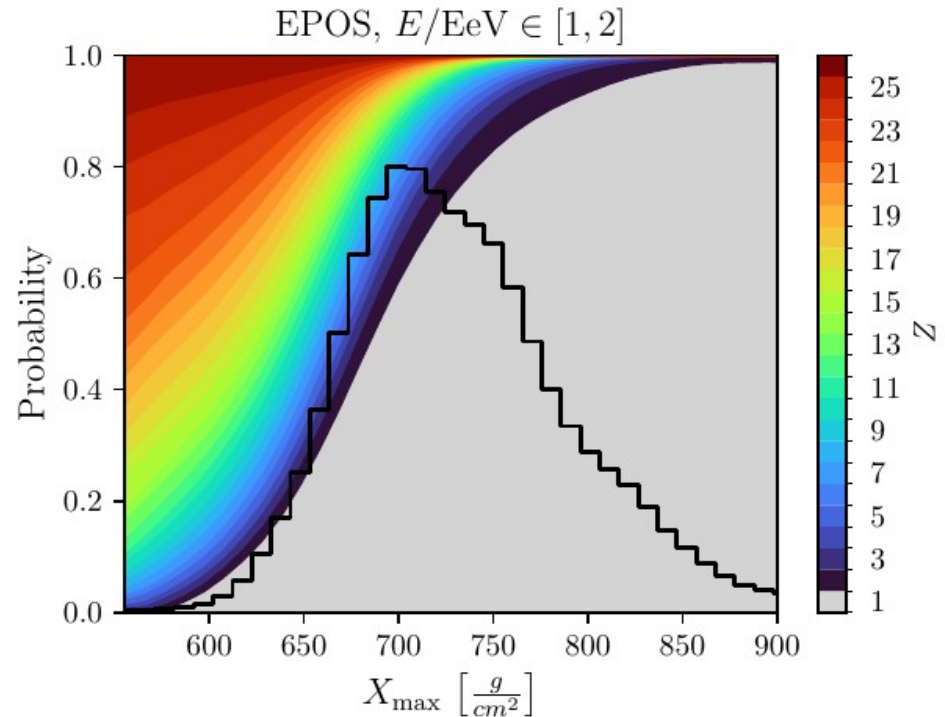
$$w(Z > 94) < 6\%$$

# Fraction of elements heavier than Z

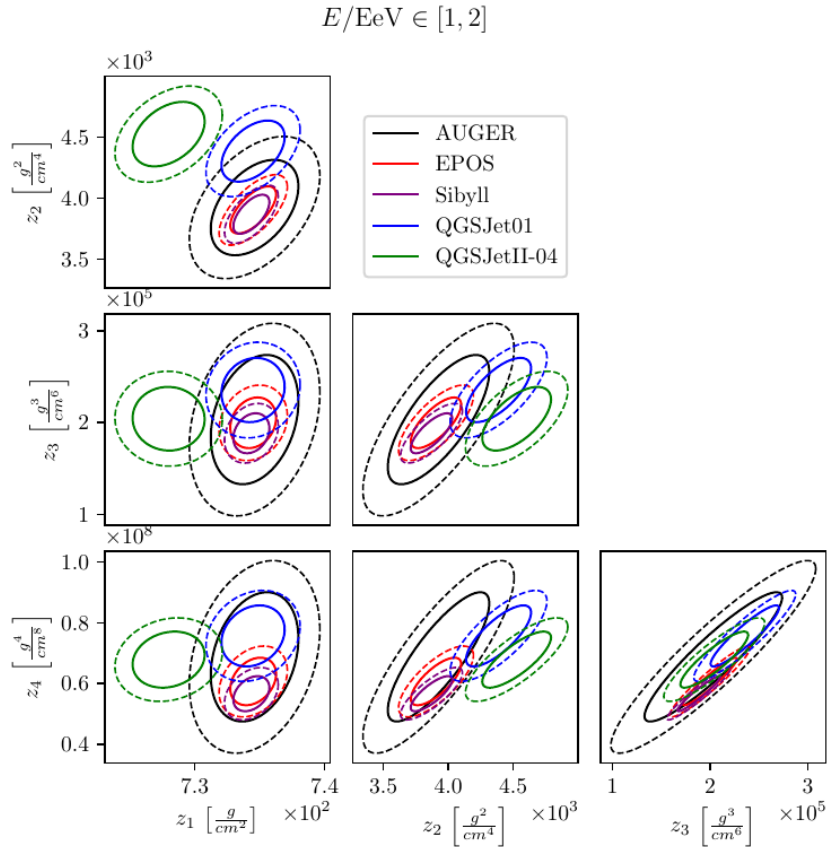
## D) Consider $\geq 16$ primaries



## E) Classification



# Systematic studies



## F) Which hadronic models?

CL by comparing moments of the best fit with measured ones

## G) How many moments?

EPOS : 3, (4)  
 Sibyll : 3, (4)  
 QGSJet01 : 1, (2)  
 QGSJetII-04: 0, (1)

# I really want a classifier...

(for Christmas)

$$P(\text{class}|\text{values}) = \frac{P(\text{values}|\text{class}) w_{\text{class}}}{\sum_{\text{class}} P(\text{values}|\text{class}) w_{\text{class}}}$$

**Classification requires  
composition of the dataset**

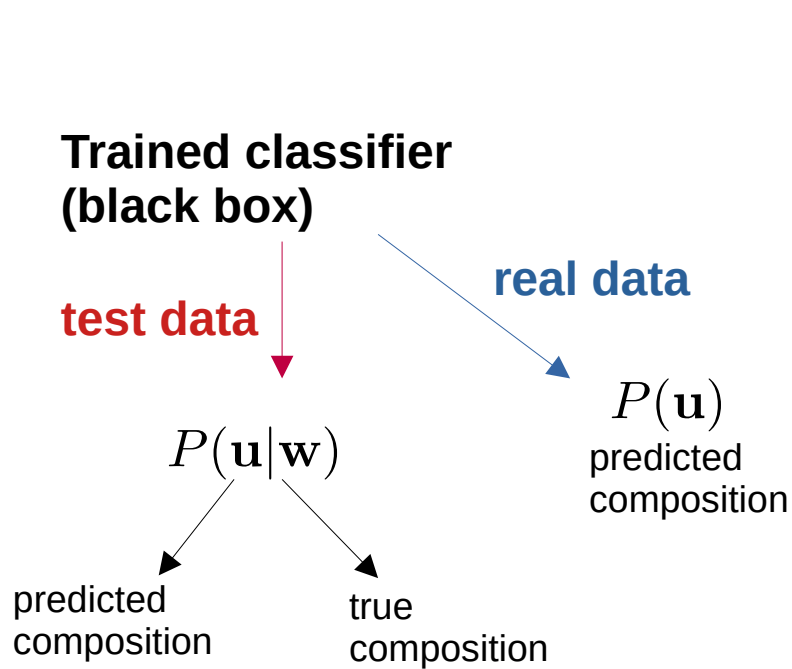
$w_{\text{real data}}$

**If**  $w_{\text{train data}} \neq w_{\text{real data}}$  **→ results are biased**

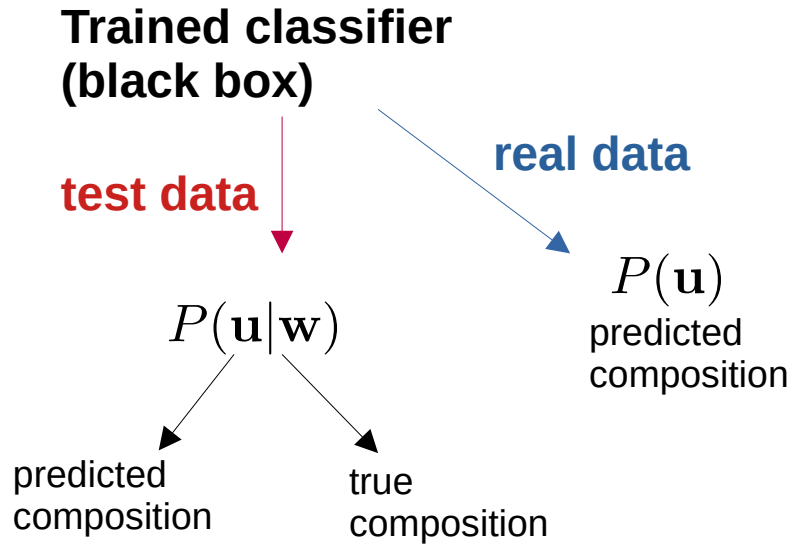
- large number of inputs
- classifier can be bad

Composition bias can be fixed  
even for bad classifiers

# Wrapping a classifier



# Wrapping a classifier



$$\log L(\mathbf{w}) = \int \log[P(\mathbf{u}|\mathbf{w})] P(\mathbf{u}) d^n \mathbf{u}$$
$$P(\mathbf{w}) \propto L(\mathbf{w}) \text{Prior}(\mathbf{w})$$



- reliable  $P(\mathbf{w})$
- reweighted classifier
- probabilities with uncertainties

# Summary

## Method to infer the composition

- sys. & stat. uncertainties
- number of classes <100
- projections
- systematic studies

## Results

- 95% conf. Intervals:  $p, \dots, Fe, \dots, Pu$
- event classification

## Wrapped classifier

- fixed composition bias
- outputs with stat. interpretation






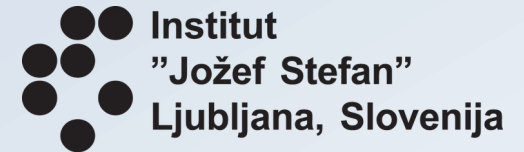
# Wish you happy holidays

Presented results are part of following publications:


2212.04760, Phys. Rev. D 108, 043023,  
2304.11197, Phys. Rev. D 108, 022004,  
2409.06841, EPJ (accepted),  
2411.10223, (submitted to EPJ),

**done in collaboration with:**

Jernej F. Kamenik,  
Michele Tammaro



[blaz.bortolato@ijs.si](mailto:blaz.bortolato@ijs.si)

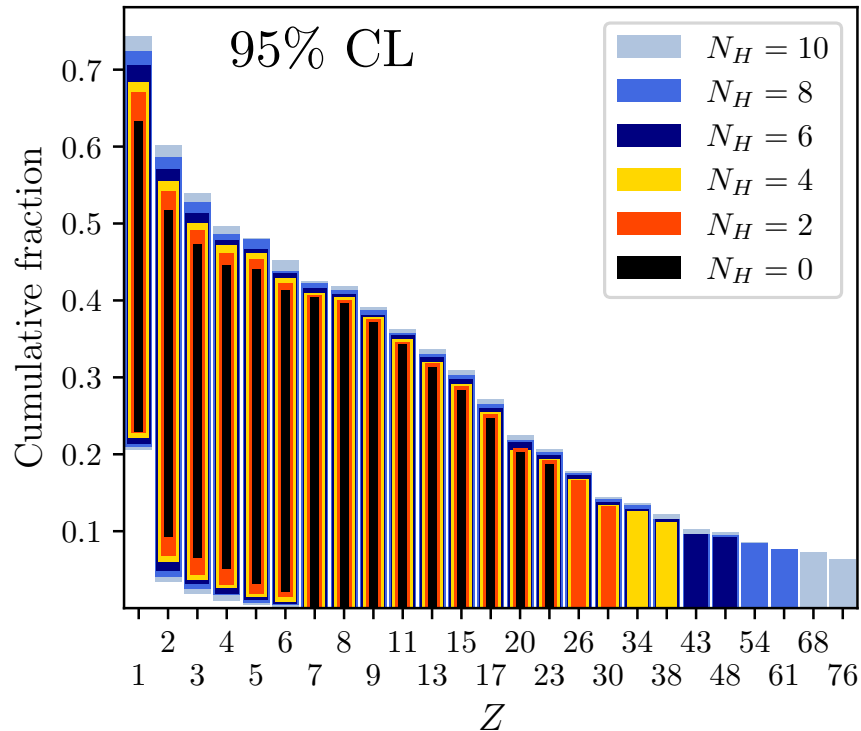


The End

# Fraction of elements heavier than Z

0.6 EeV - 1 EeV

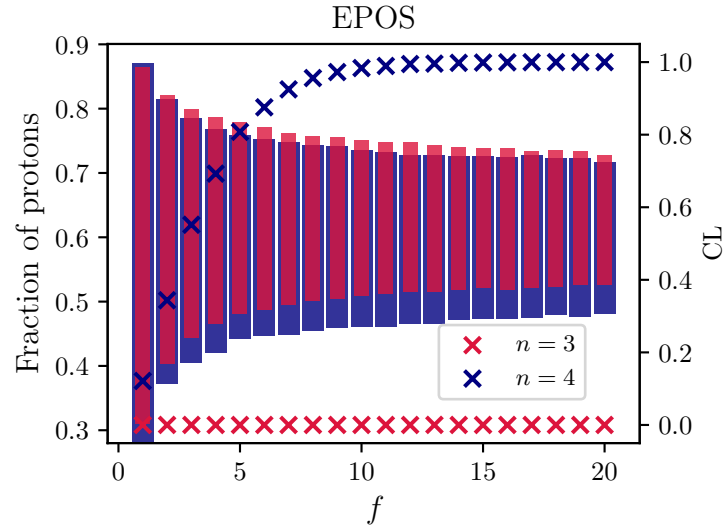
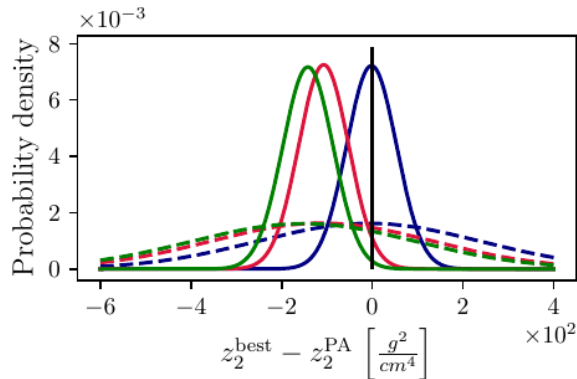
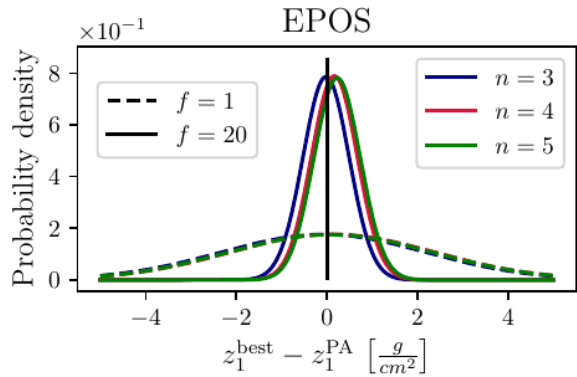
95% upper bounds



$$w(Z > 26, E \in [1, 2] \text{ EeV}) \leq 18\%,$$
$$w(Z > 94, E \in [1, 2] \text{ EeV}) \leq 6\%,$$

# Number of moments

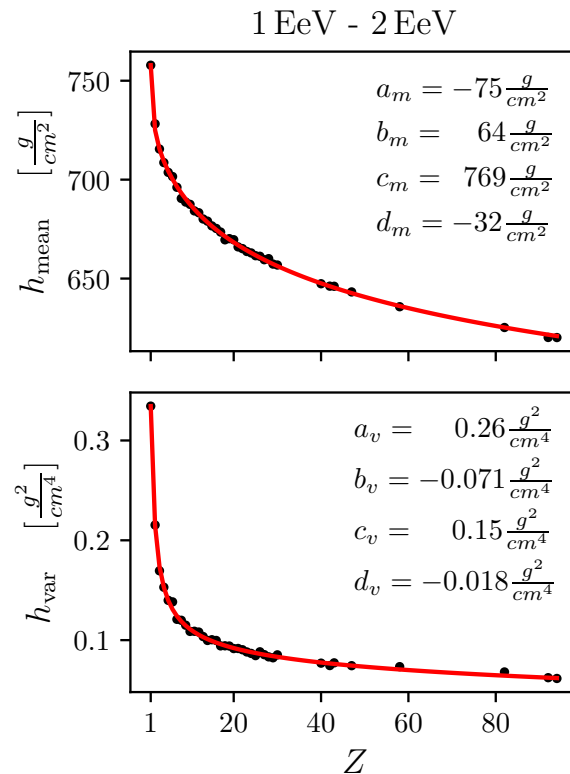
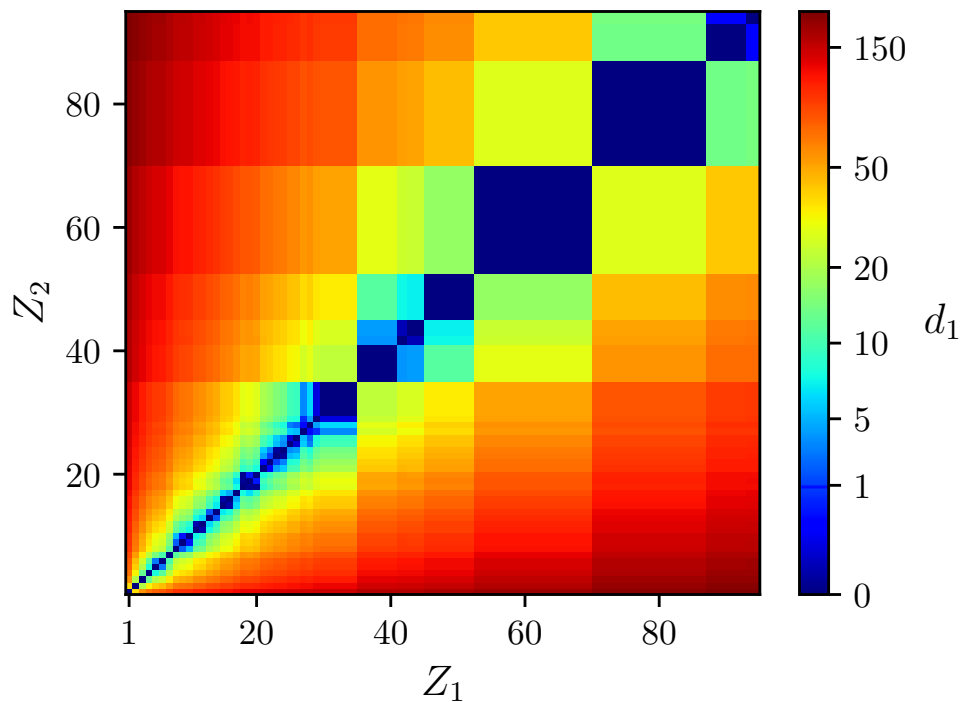
Compare moments of  $w_{\text{best}}$   
to moments from measured data



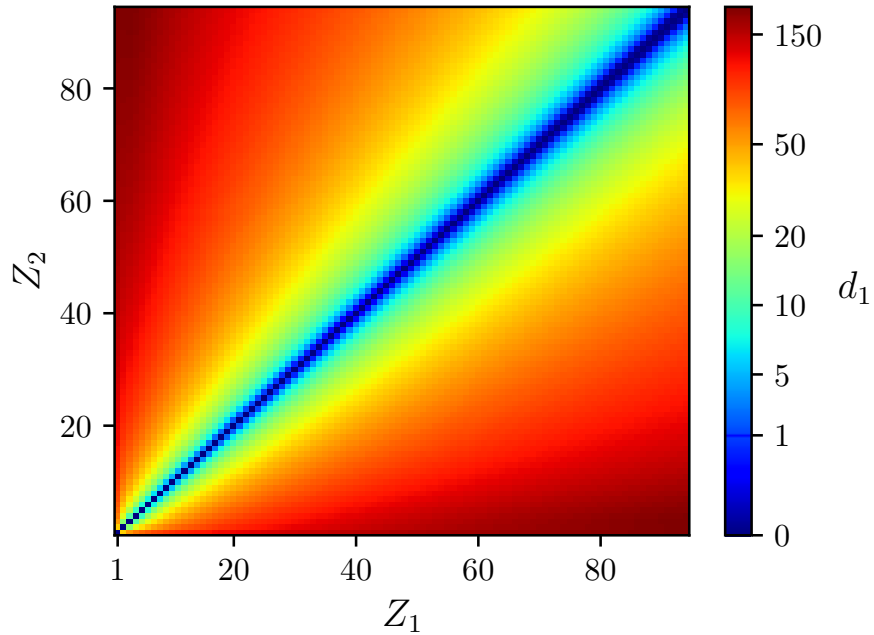
- Get CL of the hadronic model
- Improve simulations of events
- Avoid using inconsistent moments

# Distance between elements

$$d_n^2(Z_1, Z_2) \equiv (\mu_{Z_1} - \mu_{Z_2})^T (\Sigma_{Z_1} + \Sigma_{Z_2})^{-1} (\mu_{Z_1} - \mu_{Z_2})$$



# List of elements



$d_0$	$N_L$ ( $N_H$ )	List of atomic numbers $Z$
16.6	4 (2)	1, 3, 10, 24, 52, 94
6.4	8 (5)	1, 2, 4, 6, 9, 13, 19, 27, 37, 50, 67, 89
4.0	12 (7)	1, 2, 3, 4, 5, 7, 9, 11, 14, 17, 21, 26, 31, 37, 44, 53, 63, 75, 89
2.8	16 (10)	1, 2, 3, 4, 5, 6, 7, 8, 9, 11, 13, 15, 17, 20, 23, 26, 30, 34, 39, 44, 50, 57, 64, 72, 81, 91
2.0	20 (14)	1, 2, 3, 4, 5, 6, 7, 8, 9, 10, 11, 12, 13, 14, 16, 18, 20, 22, 24, 26, 29, 32, 35, 38, 42, 46, 50, 54, 59, 64, 70, 76, 82, 89
1.3	24 (21)	1, 2, 3, 4, 5, 6, 7, 8, 9, 10, 11, 12, 13, 14, 15, 16, 17, 18, 19, 20, 21, 22, 24, 26, 28, 30, 32, 34, 36, 38, 40, 43, 46, 49, 52, 55, 58, 62, 66, 70, 74, 78, 83, 88, 93



**HE INTERPOLATED DATA**

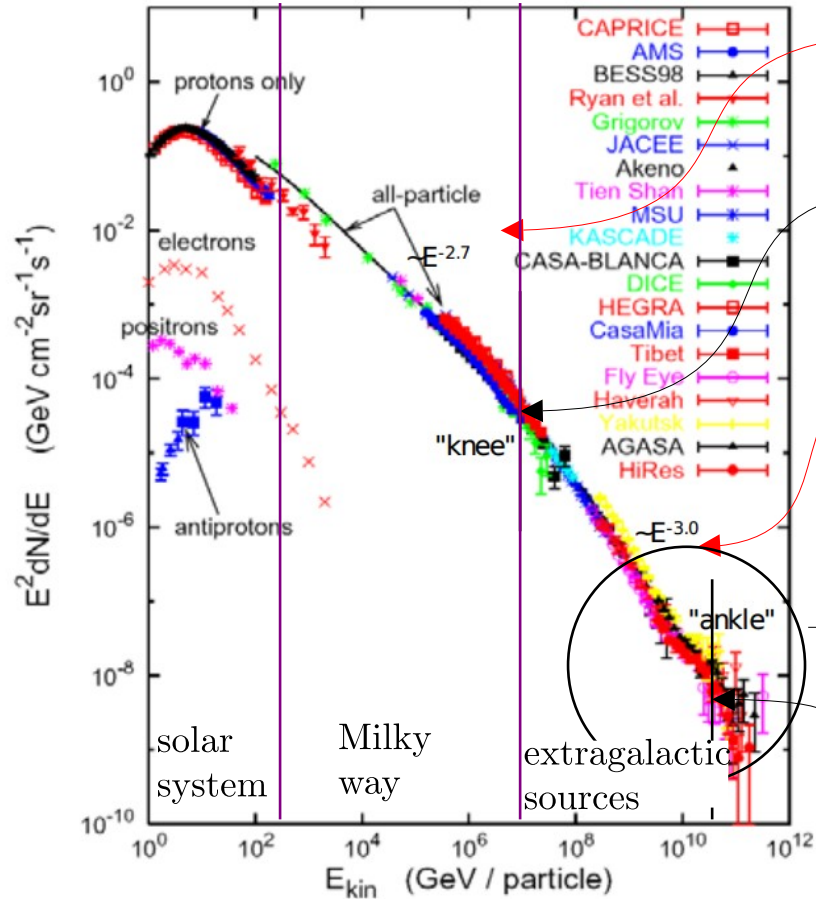


**SEE NOBODY CARES**

# Flux

proton mass: 1 GeV

LHC:  $E \sim 10^4$  GeV



$$\frac{dN}{N} \propto E^{-2.7}$$

$$\frac{1 \text{ event}}{m^2 \cdot \text{year}}$$

$$\frac{dN}{N} \propto E^{-3}$$

Ultra-High Energy Cosmic Rays (UHECR)

$$\frac{1 \text{ event}}{(km)^2 \cdot \text{year}}$$

$$E \geq 10^{18} \text{ eV}$$

$$E \geq 10^9 \text{ GeV}$$

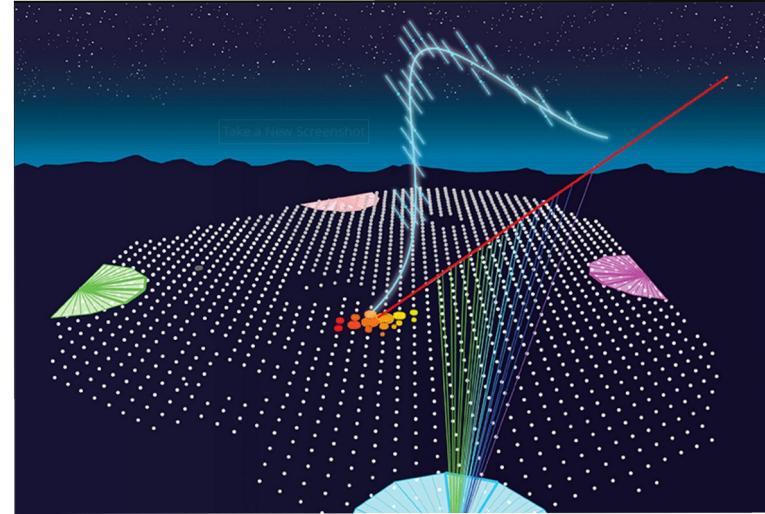
$$E \geq 1 \text{ EeV}$$



# Observatories & Upgrades

## Pierre Auger Observatory

- $4 \times 6$  Fluorescence detectors, 330–380 nm
- 1600 Surface detectors, 1.5 km apart, cover  $3000 \text{ km}^2$
- 15 years collecting data ( $\sim 10^5$  observed events)
- Argentina, southern hemisphere.
- under upgrade



## AugerPrime

- Surface Scintillator Detector (SSD) will be attached on each SD

# Ground correlation

$E/\text{EeV} \in [2.5, 5]$

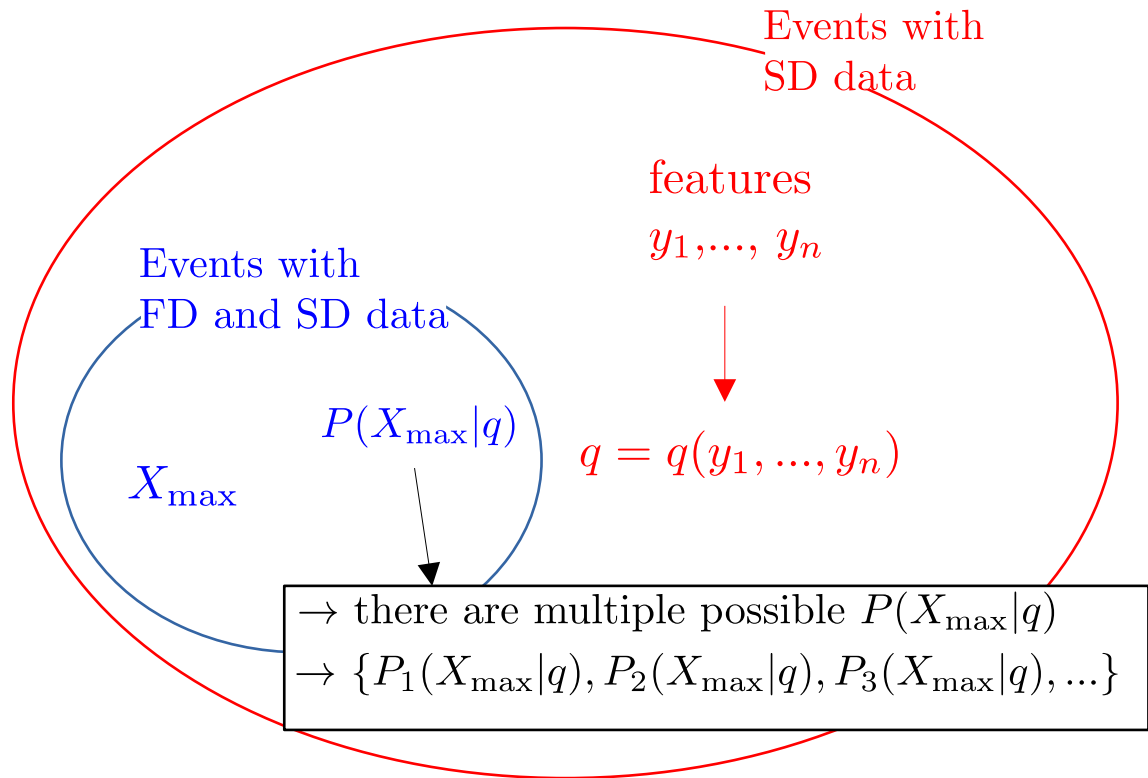
Events with  
FD and SD data  
( $\sim 200$  events)

Events with  
ONLY SD data  
(22000 events)

$X_{\max}$

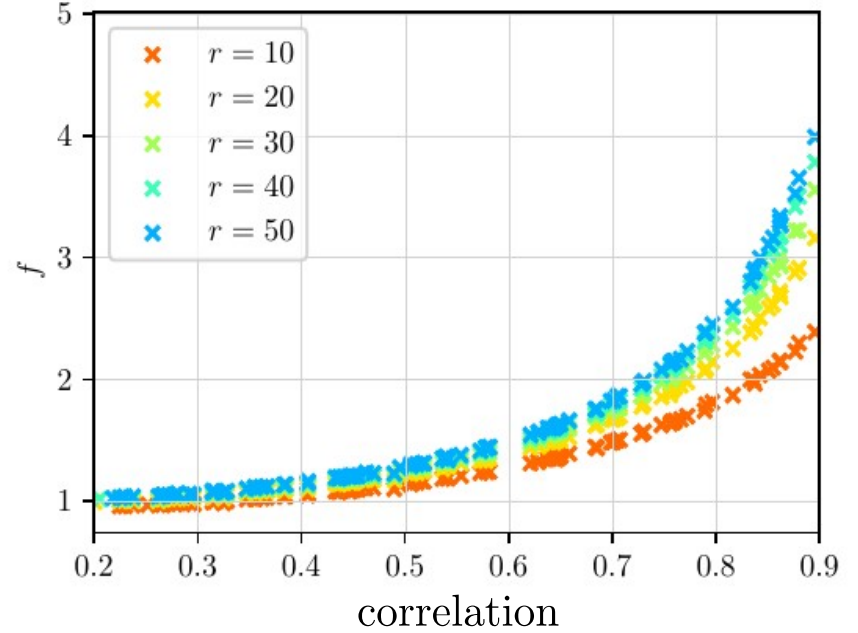
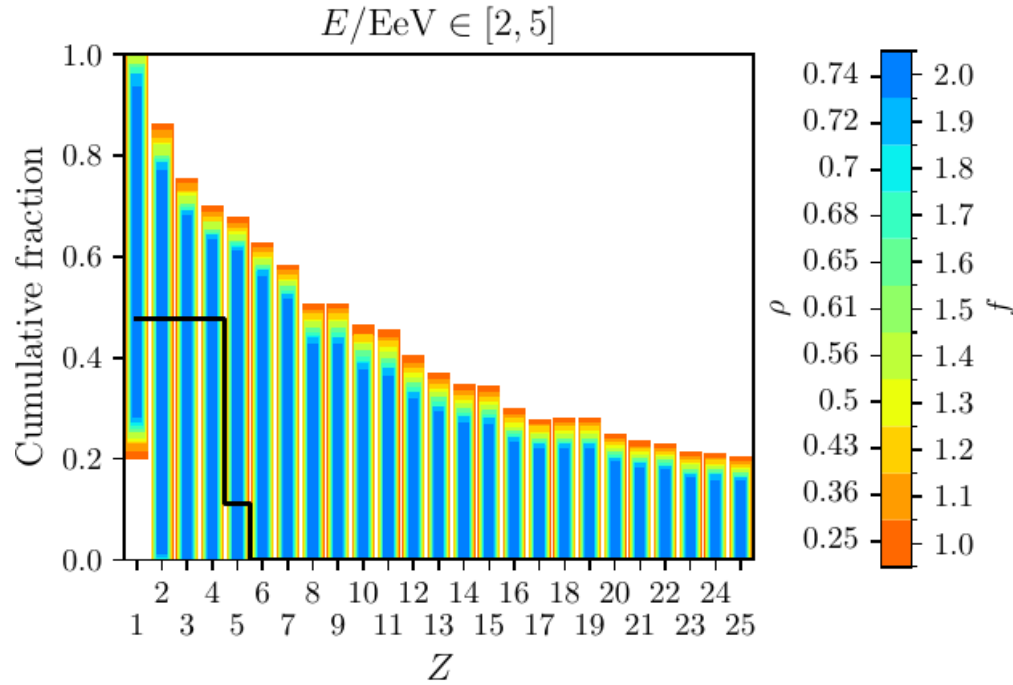
$X_{\max} \sim P(X_{\max}|q)$   
(large uncertainties)

Effectively  $> 200$  events  
with FD and SD



If correlation  $|\rho(X_{\max}, q)| \sim 75\%$ ,  
 $2 \times 200$  events with FD and SD

# Ground correlation



Pierre Auger Collaboration  $\rightarrow \rho = 63\%$