

Data Challenges at the European X-ray Free Electron Laser



From Bytes/s to GBytes/s

Steffen Hauf, European XFEL GmbH

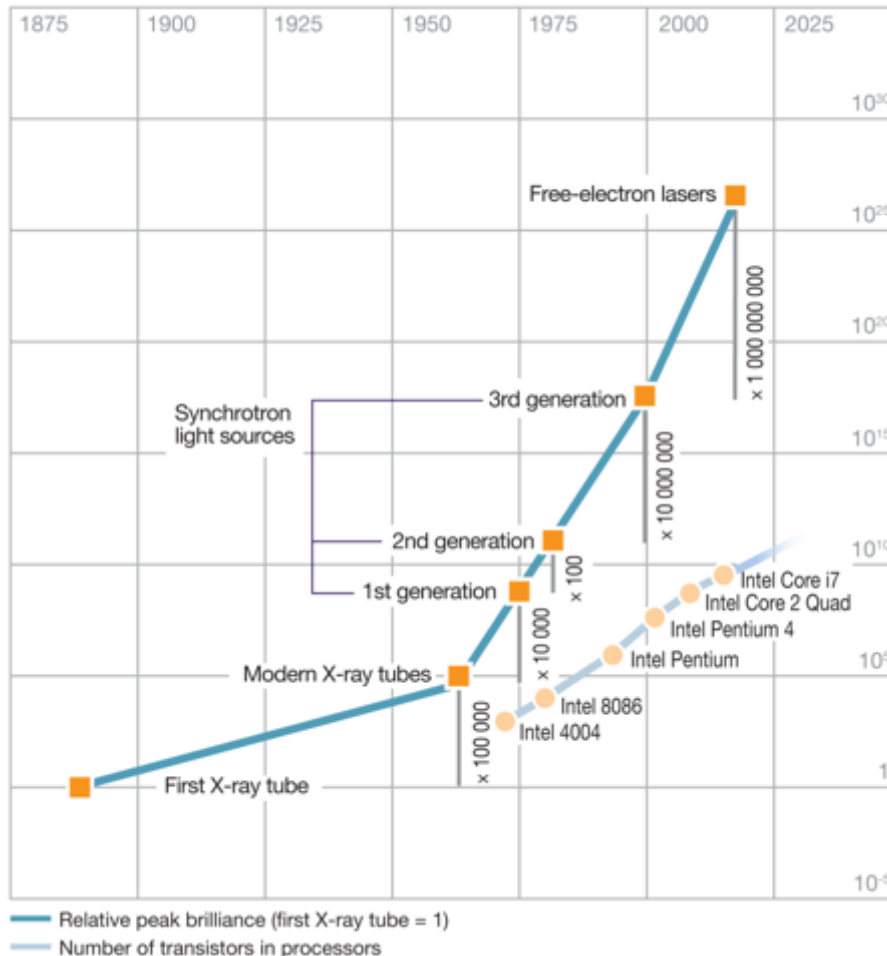
13.01.2020



Data Challenges at the European XFEL

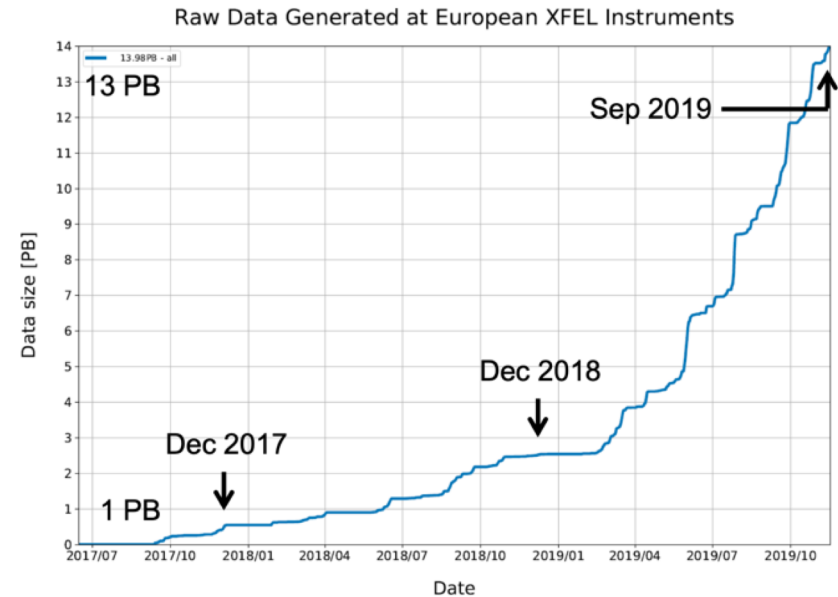
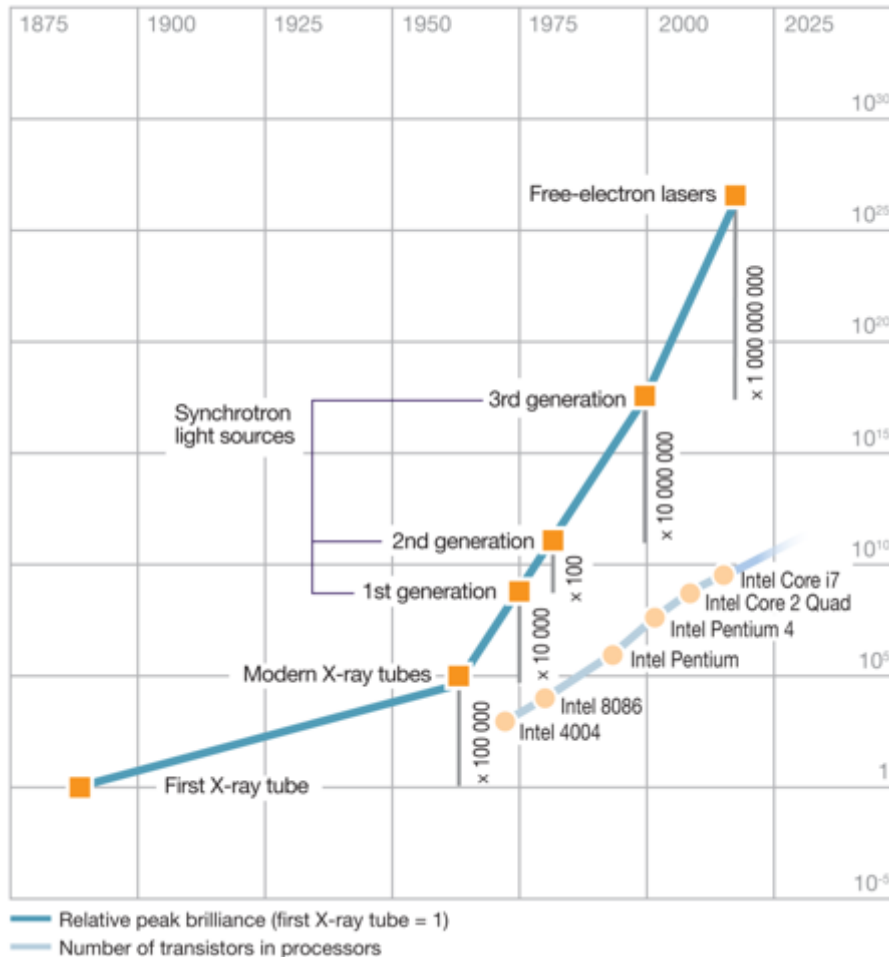
- The European XFEL – a (promotional) Introduction
- Data Challenges
- Data Drivers
- Data Solutions
- Lessons Learned and Outlook

PR Slide: Light source development



- The development of light source facilities has been faster than the increase in computer processing capacity (i.e., Moore's Law)

PR Slide: Light source development



The European XFEL Facility



Schenefeld



- Experiment hall
- Laboratories
- Offices

Osdorfer Born



- Electron beam to photon beamlines
- Undulator systems begin

DESY-Bahrenfeld



- Electron source
- Linear accelerator begins

FEL Parameters

Baseline photon energy

0.25–25 keV

Pulse duration

< 100 fs

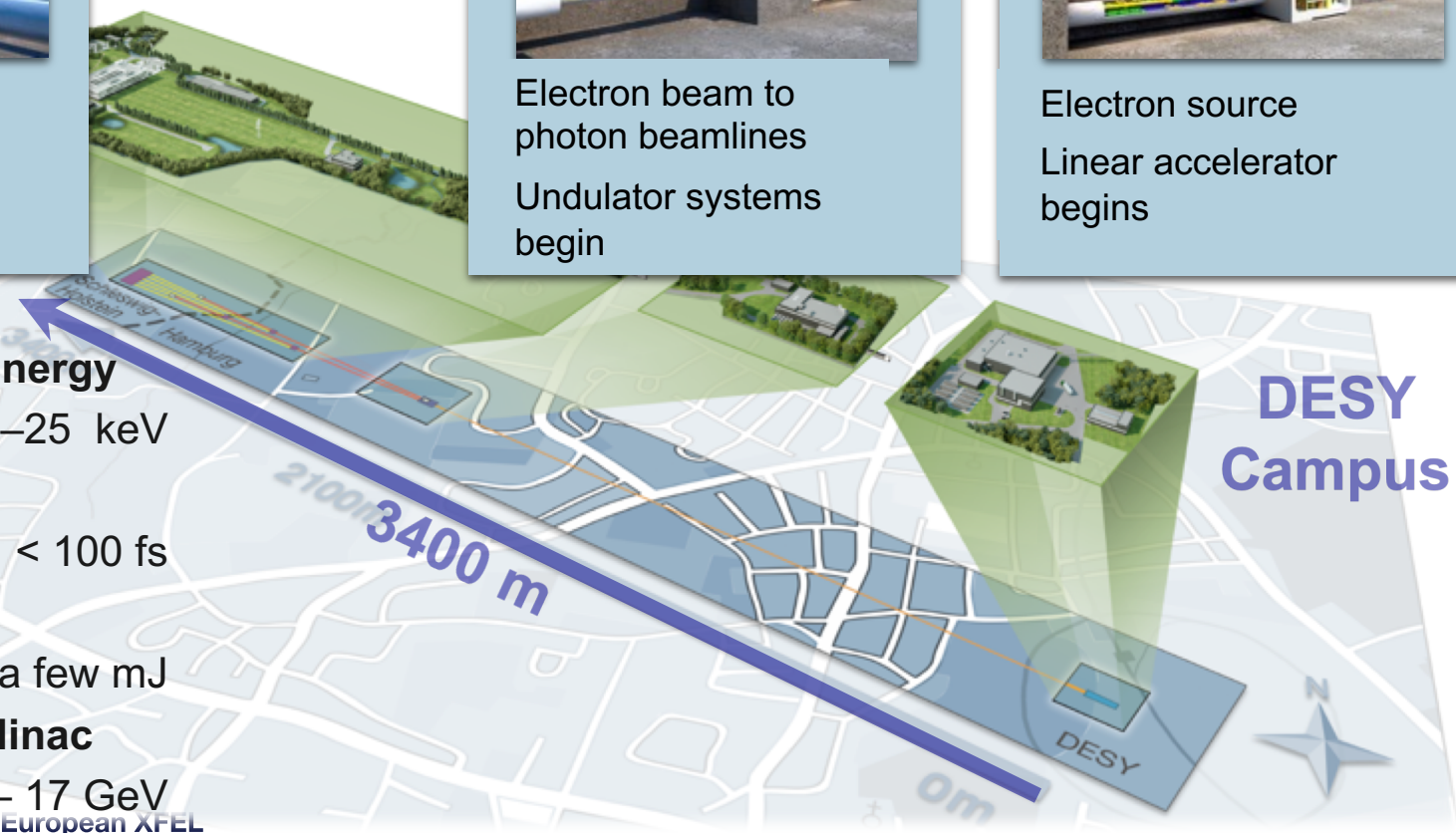
Pulse energy

a few mJ

Superconducting linac

14 – 17 GeV

European XFEL



Key Scientific Goals

Science of condensed matter & materials

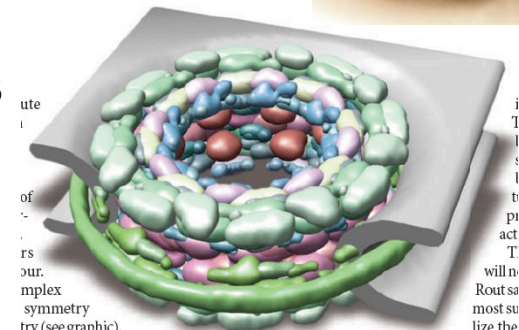
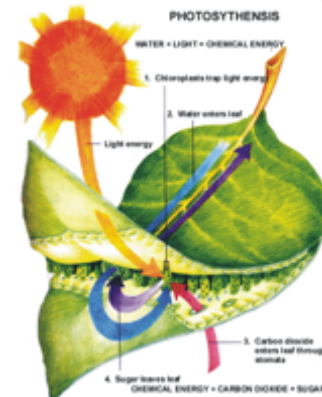
- ▶ Understand the cause of out-standing materials properties, in particular in dynamic behaviour
- ▶ Develop new & better materials

Ultrafast photochemistry & energy research

- ▶ ‚Look‘ and understand how chemistry works on the atomic level
- ▶ Develop better chemistry

Structure of biomolecules, complexes & cells

- ▶ Determine function of biological systems through solving their 3D spatial structure
- ▶ Develop new treatments & drugs



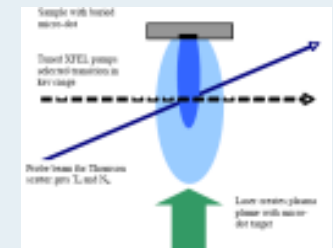
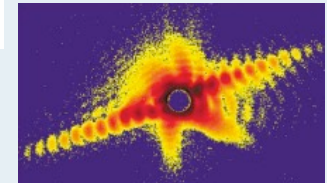
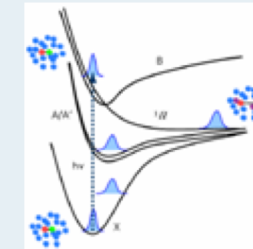

ute
l
s
l
t
pt
act
T.
will n
our.
mplex
symmetry
trv (sop oranhic)

Rout sa
most su
lize the

XFEL Scientific Instruments

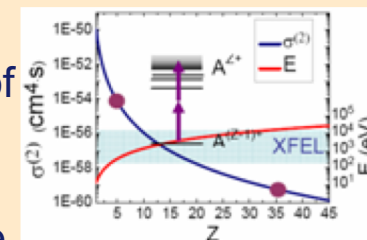
Hard X-Rays

- SPB** **Single Particles, Clusters and Biomolecules and Serial Femtosecond Crystallography**
Will determine the structure of single particles, such as atomic clusters, viruses and biomolecules
- MID** **Materials Imaging & Dynamics**
Will be able to image and analyse nano-sized devices and materials used in engineering
- FXE** **Femtosecond X-Ray Experiments**
Will investigate chemical reactions at the atomic scale in short time scales molecular movies
- HED** **High Energy Density Matter**
Will look into some of the most extreme states of matter in the universe, such as the conditions at the center of planets

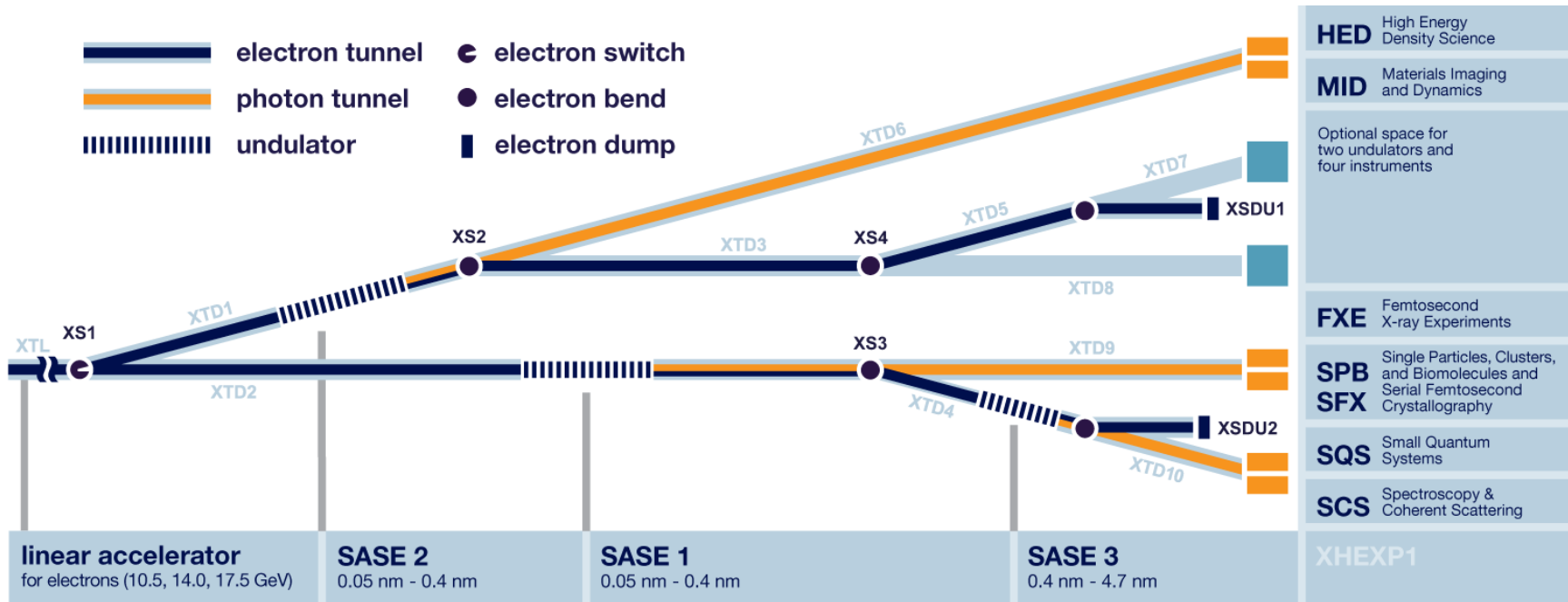


Soft X-Rays

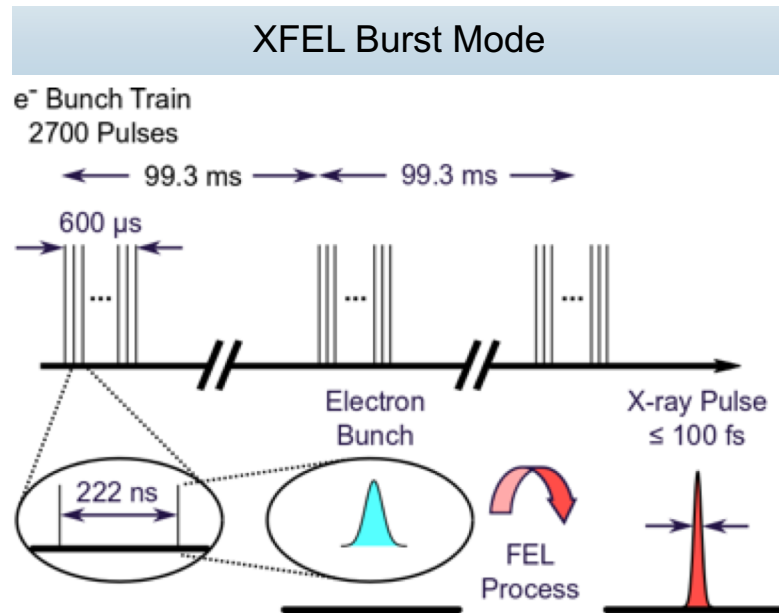
- SQS** **Small Quantum Systems**
Will examine the quantum mechanical properties of atoms and molecules.
- SCS** **Soft X-Ray Coherent Scattering/Spectroscopy**
Will determine the structure and properties of large, complex molecules and nano-sized structures.



Beamline layout and experiment stations



European XFEL Time Structure



The European XFEL pulse structure poses strict constraints on detectors (e.g. intensity and time structure)

Most of the time the use of commercial detectors is excluded

Most applications require 4.5 MHz repetition rate detectors

On average up to 27.000 pulses/s

Pulse duration

< 100 fs

High peak intensities

up to 10^{12} photons/pulse


Various different pulse patterns possible

1 pulse per train


n pulses per train ...

Linear, logarithmic or random distribution

4 May 2017—first lasing!



23 June 2017—first X-rays in the experiment hall!



1 September 2017—Inauguration and start of user operation



A strong laser from Elbphilharmonie greets European XFEL in the languages of the partner countries



Ribbon-cutting with high-ranking representatives of the partner countries

FXE and SPB/SFX instruments: available for users since Sept 2017



FXE instrument: ultrafast chemistry studies looking into catalysts, photosensitive materials, biochemistry



SPB/SFX instrument: structural biology, studies of atomic clusters, imaging of single cells, viruses, eventually molecules

FXE and SPB/SFX instruments: available for users since Sept 2017




FXE instrument: ultrafast chemistry studies looking into catalysts, photosensitive materials, biochemistry



SPB/SFX instrument: structural biology, studies of atomic clusters, imaging of single cells, viruses, eventually molecules

SQS and SCS instruments: first users since late 2018




SQS and SCS instruments: first users since late 2018



HED and MID instruments: first users in 2019

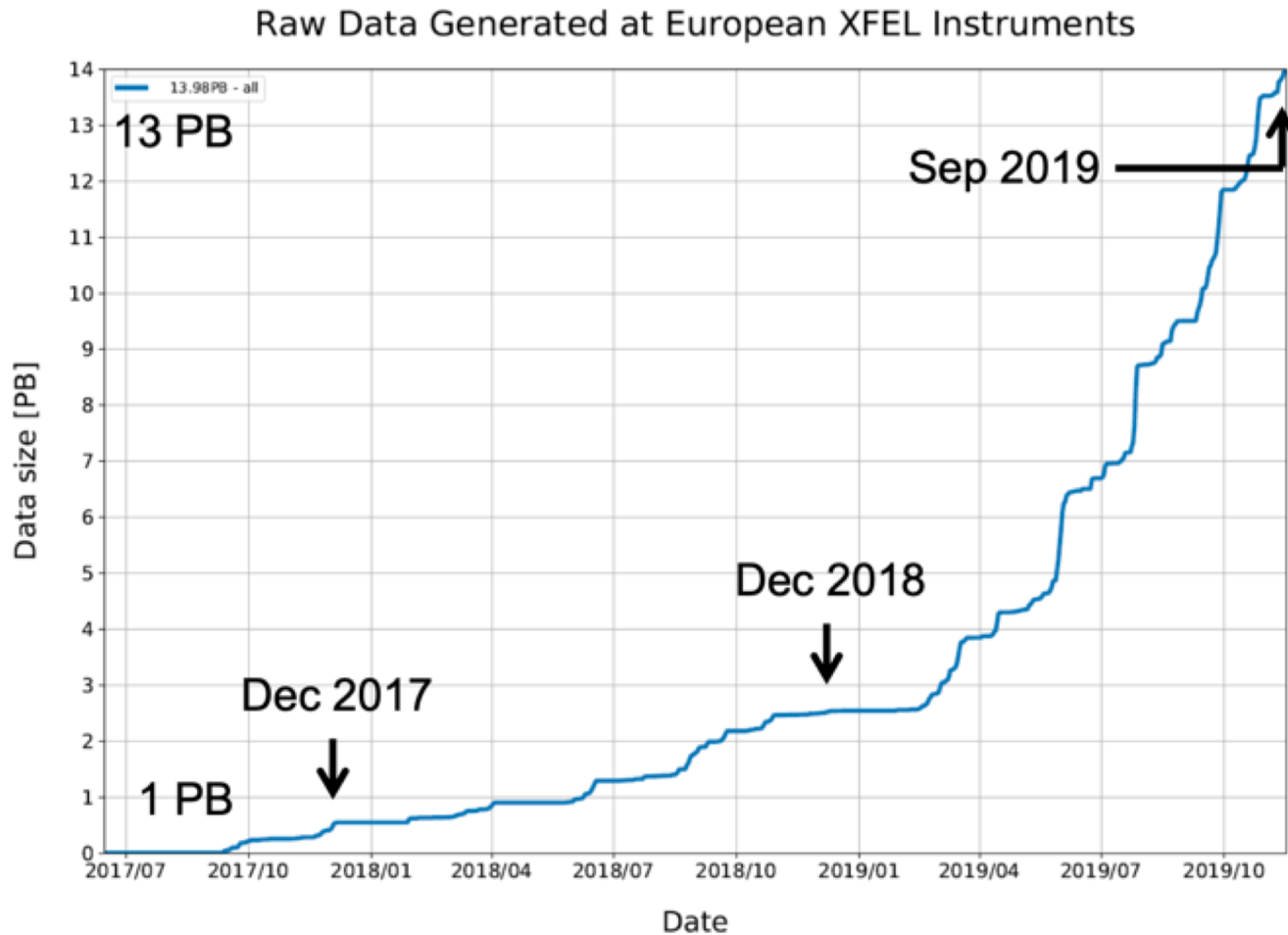


HED and MID instruments: first users in 2019



At MID no camera seems to have been around for the first experiment

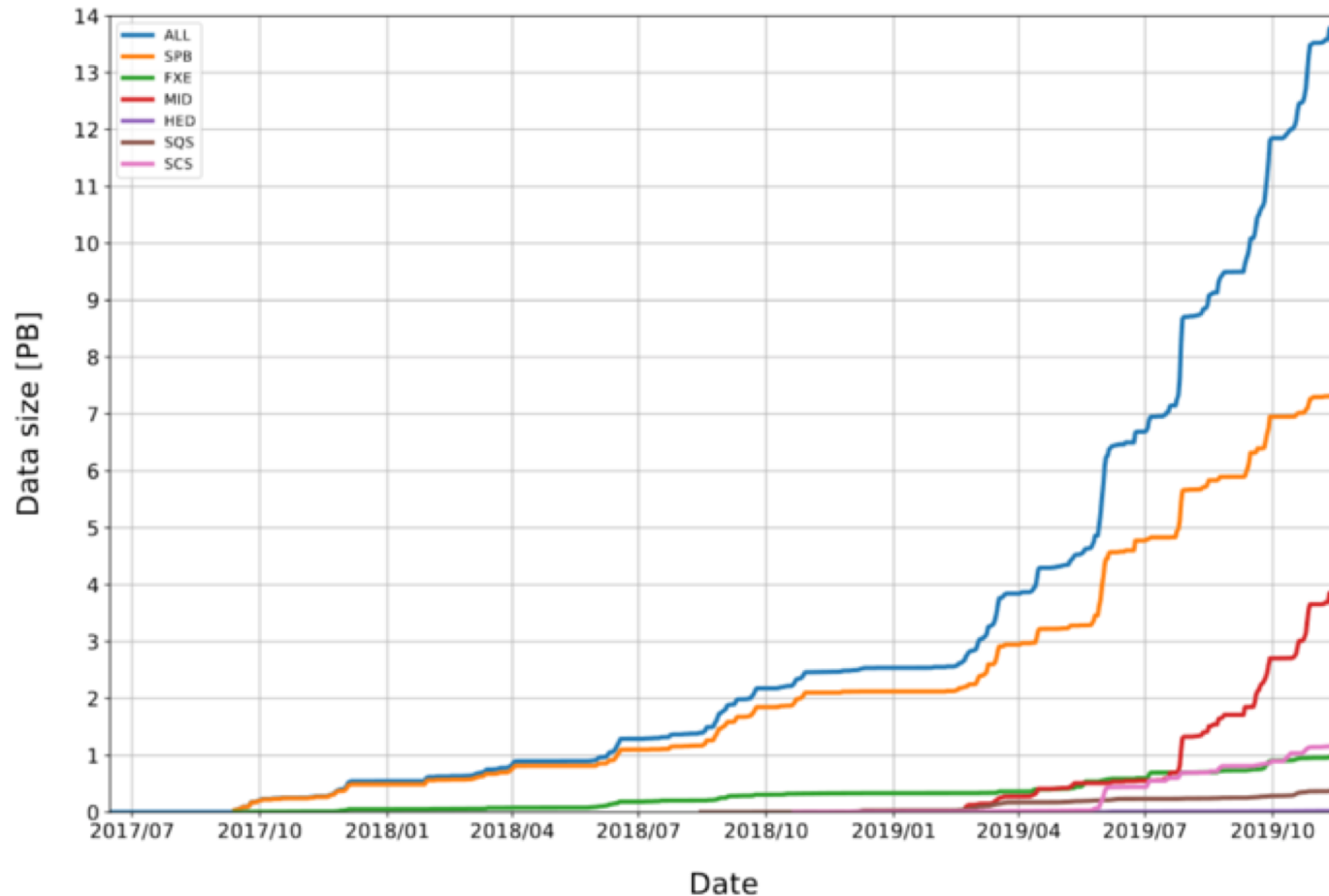
The European XFEL is running and producing Data!



Data Challenges at the European XFEL

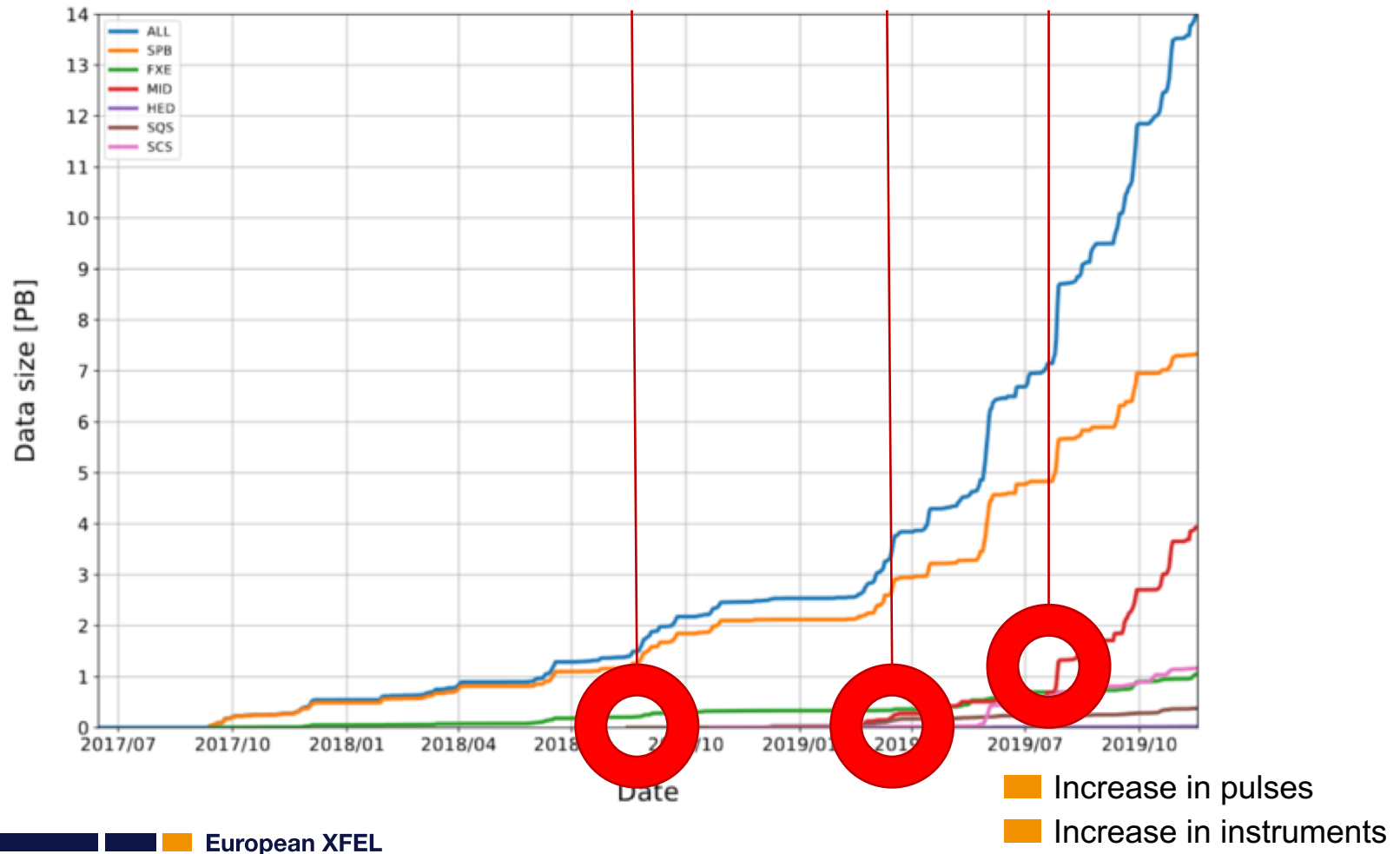
Data Challenges at the European XFEL

Raw Data Generated at European XFEL Instruments



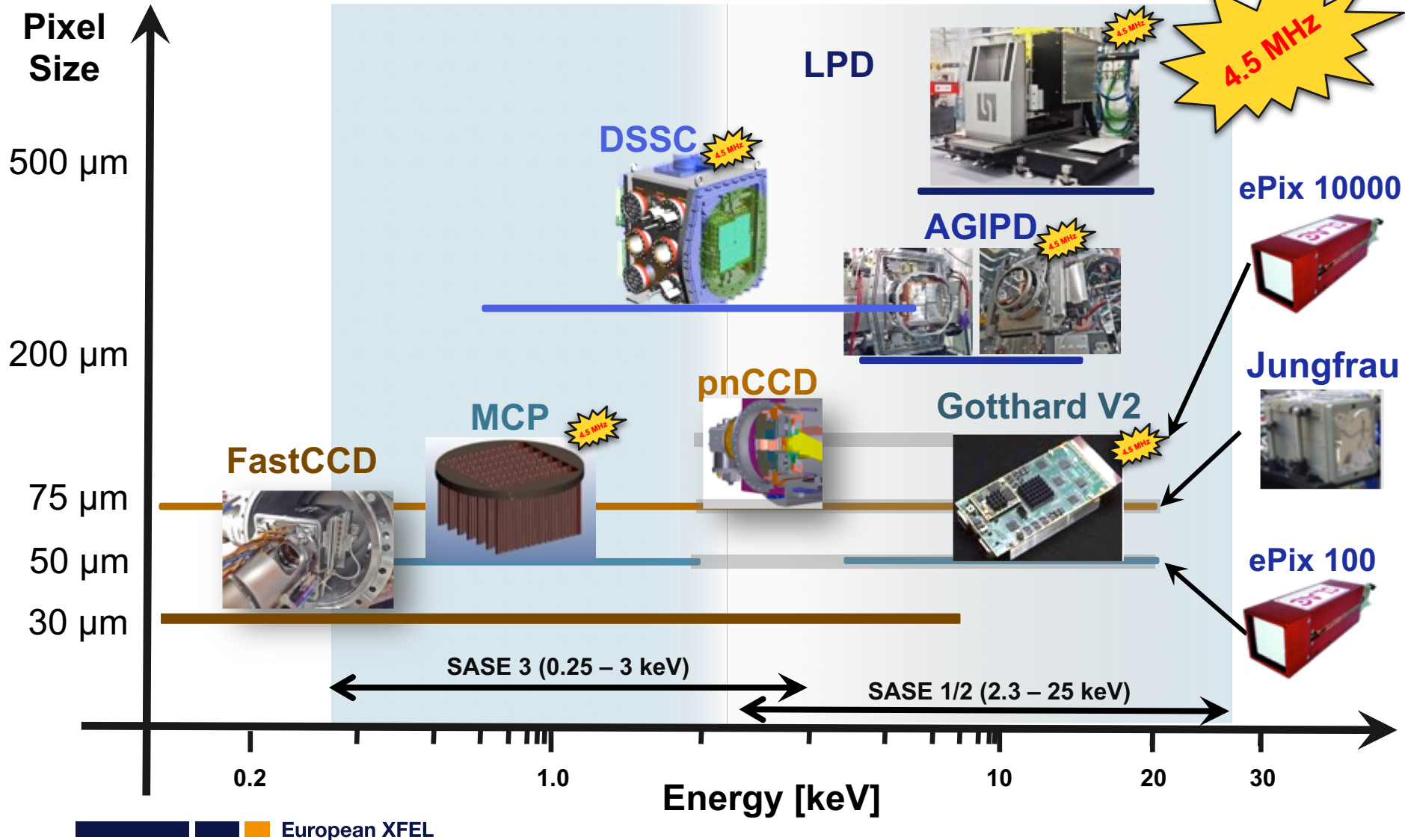
Data Challenges at the European XFEL

Raw Data Generated at European XFEL Instruments



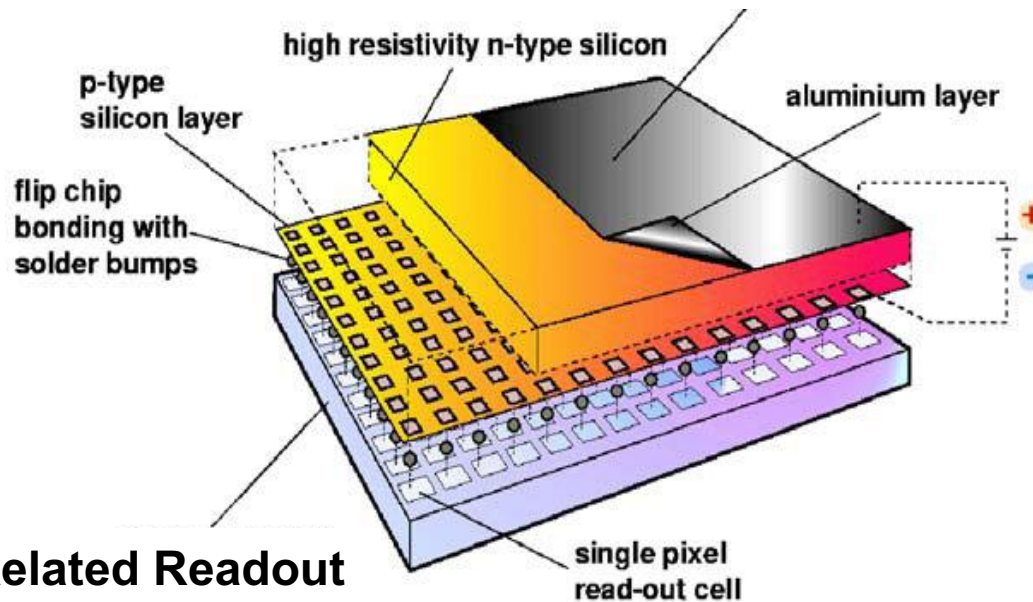
Data Challenges – Data Drivers

Data Drivers: Detectors for the European XFEL



Data Drivers: European XFEL Fast 2D Imagers – Hybrid Pixel Detectors

Pixelated Silicon Sensor


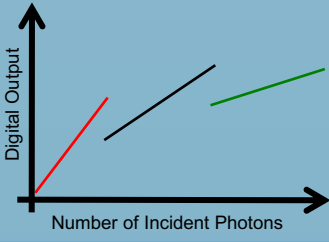



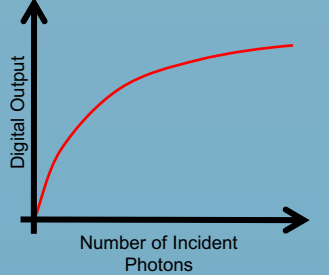


Pixelated Readout Chip (ASIC)


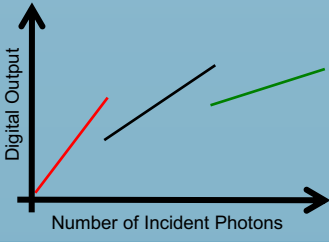



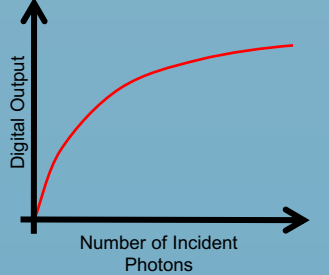
- Analog or digital memory
 - Capacity up to 800 cells/pixel
- Veto and trigger capability
 - Overwrite empty images

- Direct photon detection with Silicon sensor
 - High quantum efficiency
- Signal processing by read-out chip in each pixel
 - Amplification, AD conversion, storage in memory
- Fast read out up to several MHz and low power consumption
- Al entrance window
 - Optical/IR light blocking

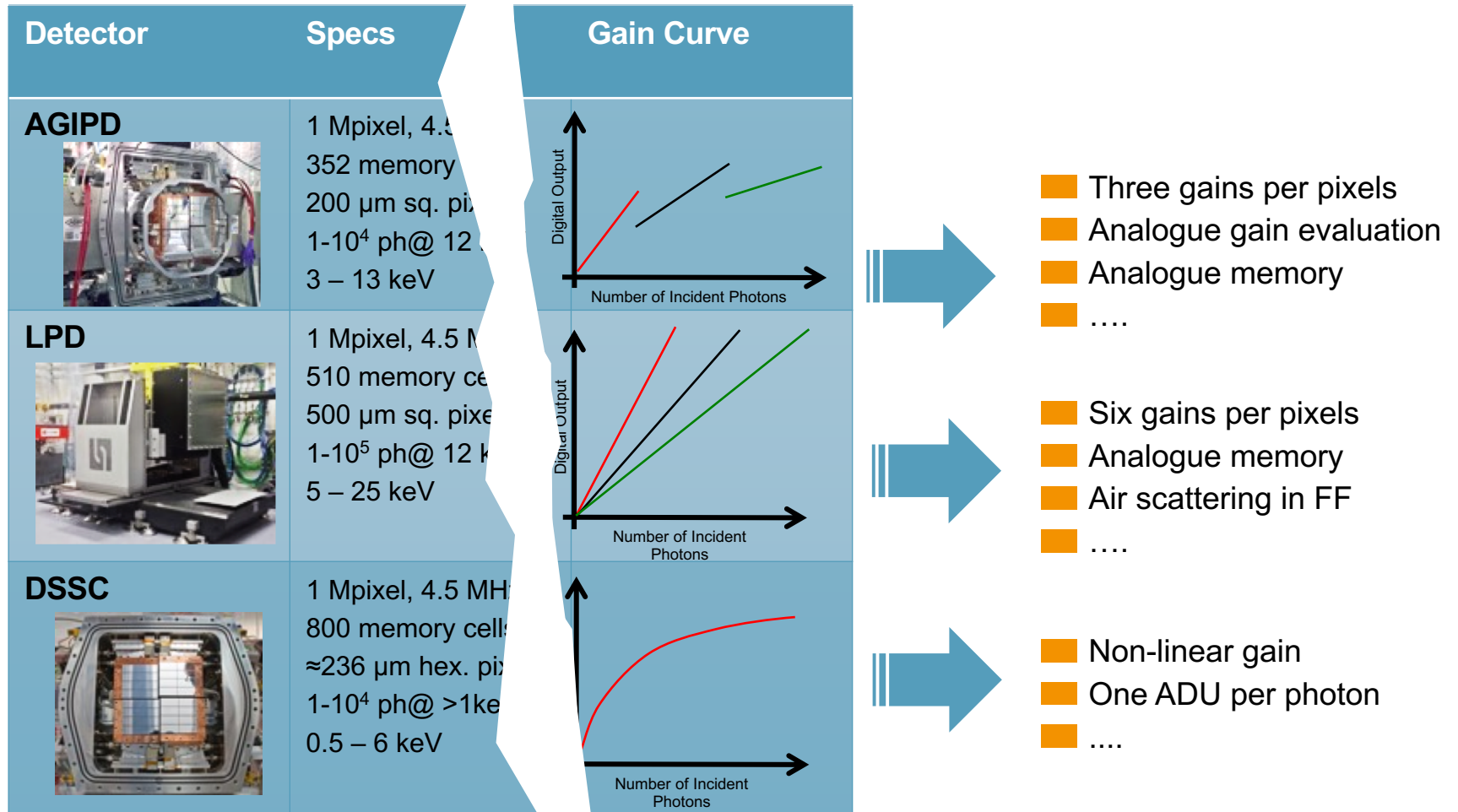
Data Drivers: 4.5 MHz High Dynamic Range Imaging Detectors

Detector	Specs	Modularity	Gain	Gain Curve
AGIPD 	1 Mpixel, 4.5 MHz 352 memory cells 200 μm sq. pixels 1-10 ⁴ ph@ 12 keV 3 – 13 keV	16 modules in 2 cols x 8 rows on 4 quadrants	3 gains with automatic switching	
LPD 	1 Mpixel, 4.5 MHz 510 memory cells 500 μm sq. pixels 1-10 ⁵ ph@ 12 keV 5 – 25 keV	16 modules per Super Module (2x8) 16 SM on 4 quadrants	3 parallel gain stages with on front- end selection	
DSSC 	1 Mpixel, 4.5 MHz 800 memory cells \approx 236 μm hex. pixels 1-10 ⁴ ph@ >1keV 0.5 – 6 keV	16 modules in 2 cols x 8 rows on 4 quadrants	Linear gain in ASIC (miniSDD) non-linear gain in sensor (DePFET)	




Data Drivers: 4.5 MHz High Dynamic Range Imaging Detectors

Detector	Specs	Modularity	Gain	Gain Curve
AGIPD 	1 Mpixel, 4.5 MHz Project Leader: H. Graafsma, DESY PSI/SLS Villingen, University Bonn, University Hamburg, DESY 3 – 13 keV	16 modules	3 gains with	
LPD 	1 Mpixel, 4.5 MHz 510 memory cells Project Leader: M. Hart, RAL/STFC Rutherford Appleton Laboratory/STFC University of Glasgow	16 modules per Super Module (2x8)	3 parallel gain stages with on front-	
DSSC 	1 Mpixel, 4.5 MHz Project Leader: M. Porro, European XFEL University Heidelberg, Politecnico di Milano, Università di Bergamo, DESY, European XFEL	16 modules in 2	Linear gain in ASIC (miniSDD)	

Data Drivers: 4.5 MHz High Dynamic Range Imaging Detectors



Data Drivers: 4.5 MHz High Dynamic Range Imaging Detectors

Detector	Specs
AGIPD 	1 Mpixel 352 me 200 μm 1-10 ⁴ p 3 – 13 l
LPD 	1 Mpixel 510 me 500 μm 1-10 ⁵ ph@ 12 p 5 – 25
DSSC 	1 Mp 800 ≈236 1-10 0.5 –

Example LPD

x 512 memory cells
 x 1 million pixel
 = 5 x 10⁸ parameters
 and
 3 Gain Stages
 2 Gain Settings

~ 10⁹ Parameters

Parameter Dependence





















Temperature,
 integration time,
 irradiated dose,
 bias voltage, detector
 configuration and ...

- Three gains per pixels
- Analogue gain evaluation
- Analogue memory
-


















- Six gains per pixels
- Analogue memory
- Air scattering in FF
-

- Non-linear gain
- One ADU per photon
-

Data Drivers: Detectors for the Scientific Instruments

SASE I High E	Single Particles, Clusters and Biomolecules (SPB)	AGIPD  4.5 MHz	Gotthard V1/2  4.5 MHz	Jungfrau 
	Materials Imaging & Dynamics (MID)	AGIPD  4.5 MHz	Gotthard V1/2  4.5 MHz 1 MHz	ePix  Jungfrau 
	Femtosecond X-ray Experiments (FXE)	LPD  4.5 MHz	Gotthard V1/2  4.5 MHz	Jungfrau 
	High Energy Density Matter (HED)	Jungfrau  1 MHz	Gotthard V1/2  4.5 MHz 1 MHz	ePix  Jungfrau 
SASE III Low E	Small Quantum Systems (SQS)	DSSC  4.5 MHz	pnCCD 	MCP 
	Spectroscopy and Coherent Scattering (SCS)	DSSC  4.5 MHz	Fast CCD 	MCP 

Data Drivers: Detectors for the Scientific Instruments

SASE I High E SASE II	Single Particles, Clusters and Biomolecules (SPB)	AGIPD 	Gotthard V1/2 	Jungfrau 
	Materials Imaging & Dynamics (MID)	AGIPD 	Gotthard V1/2 	ePix 
	Femtosecond X-ray Experiments (FXE)	LPD 	Gotthard V1/2 	Jungfrau 
	High Energy Density Matter (HED)	Jungfrau 	Gotthard V1/2 	ePix 
SASE III Low E	Small Quantum Systems (SQS)	DSSC 	pCCD 	MCP 
	Spectroscopy and Coherent Scattering (SCS)	DSSC 	Fast CCD 	

100 MB/s - 10 GB/s
10 Hz burst

Data Drivers: Data Examples from Detectors

- Data comes in a variety of „flavors“
- Not trivial to generically reduce, as very experimental context dependent
- Usefulness of data determined by calibration quality

Doped He nanodroplets imaging

PI: R. Tanyag, D. Rupp (TU/MBI Berlin)

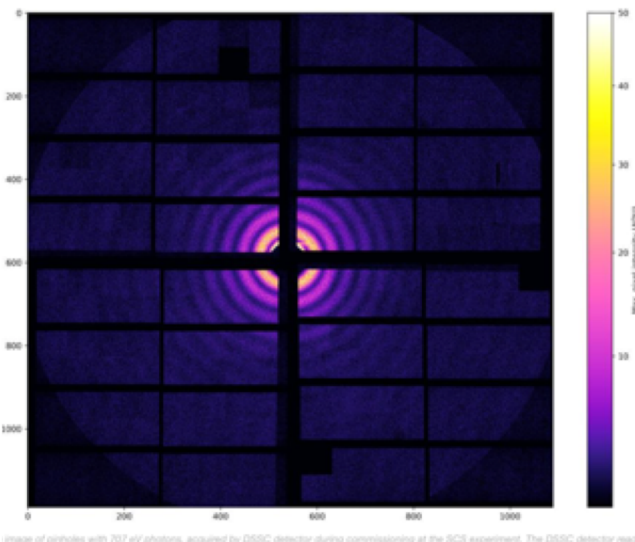
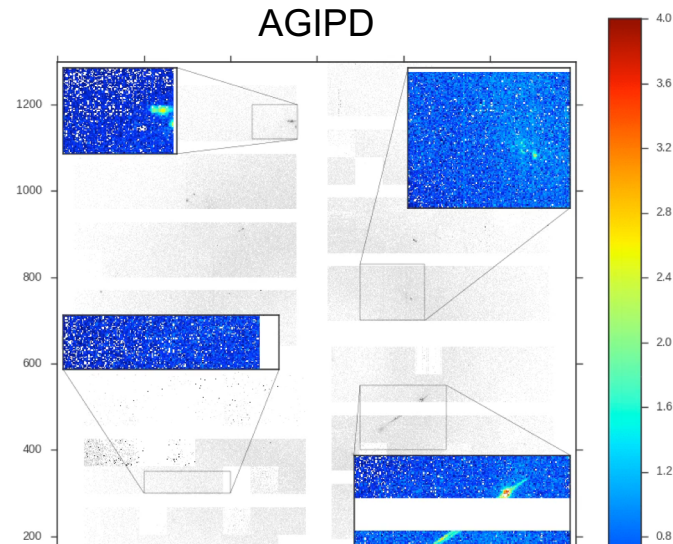
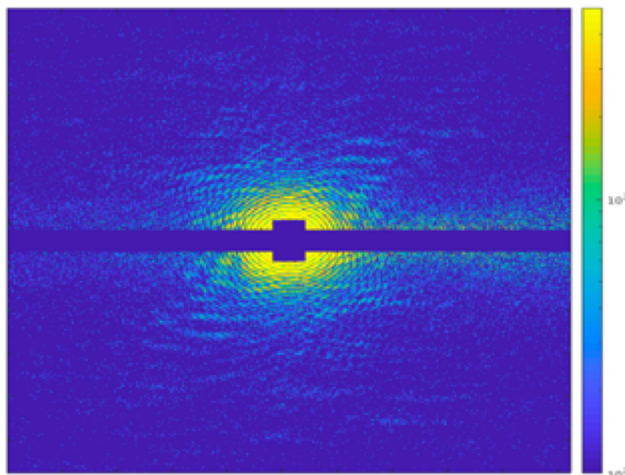


Image of pinholes with 757 eV photons, acquired by DSSC detector during commissioning at the SCS experiment. The DSSC detector residual was 4.5 Å RMS. Credit: E. Morgan, SNS.

LPD

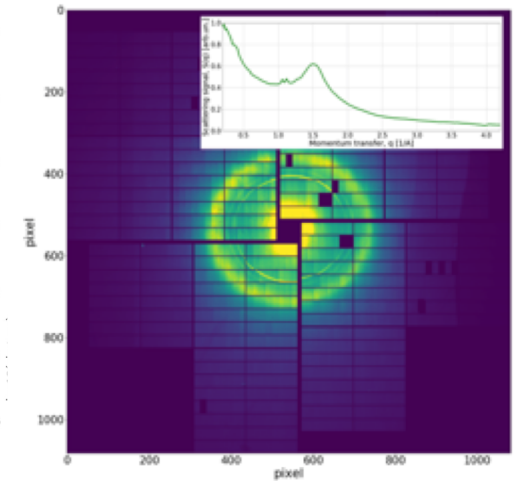
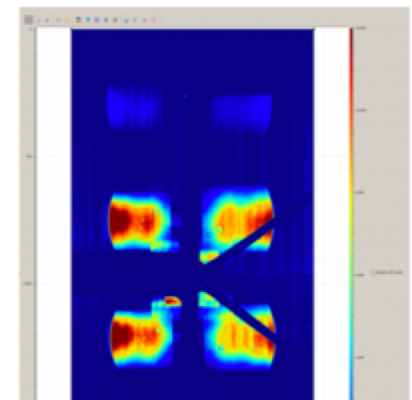


Figure 8: Liquid scattering pattern of tetrahydrofuran solution of a Cu complex collected with the LPD detector [23,24] at scientific instrument FXE [25](corrected for dark offset). Inset: Average of the azimuthally integrated set of 150 image.

FastCCD



Data Drivers: Digitizers & FPGAs



MicroTCA Crates

Large 12 slot 9U and
small 6 slot 2U
(including MCH, Power
Supply and CPU)



X2Timer

XFEL Timing System
module for
synchronization (clocks
and triggers) and pulse
parameters from NAT



DAMC2

Required for Clock & Control
system for fast 2D detectors,
VETO System, Machine
Protection System and
photon beam loss monitors
from DESY



SIS8300

Fast 125MSPS ADC
with 10 channels and
16bit resolution for
diagnostics and
detectors from Struck
Innovative Systeme



ADQ412/ADQ14/ADQ7

High-speed digitizers
from 1.8GSPS to
10GSPS with 12 to 14
bit resolution from
Teledyne SP Devices

Data Drivers: Digitizers & FPGAs



MicroTCA Crates

Large 12 slot 9U and small 6 slot 2U (including MCH, Power Supply and CPU)



X2Timer

XFEL Timing System module for synchronization (clocks and triggers) and pulse parameters from NAT



DAMC2

Required for Clock & Control system for fast 2D detectors, VETO System, Machine Protection System and photon beam loss monitors from DESY



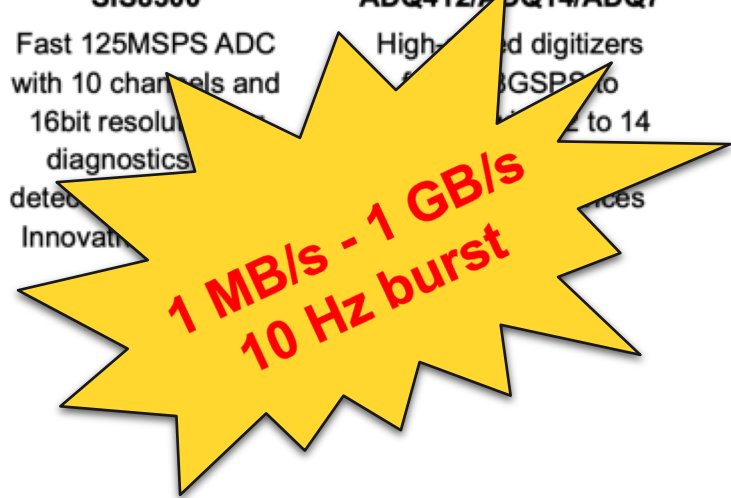
SIS8300

Fast 125MSPS ADC with 10 channels and 16bit resolution for diagnostics detectors and Innovati



ADQ412/ADQ14/ADQ7

High speed digitizers from 100MSPS to 125MSPS to 14 channels

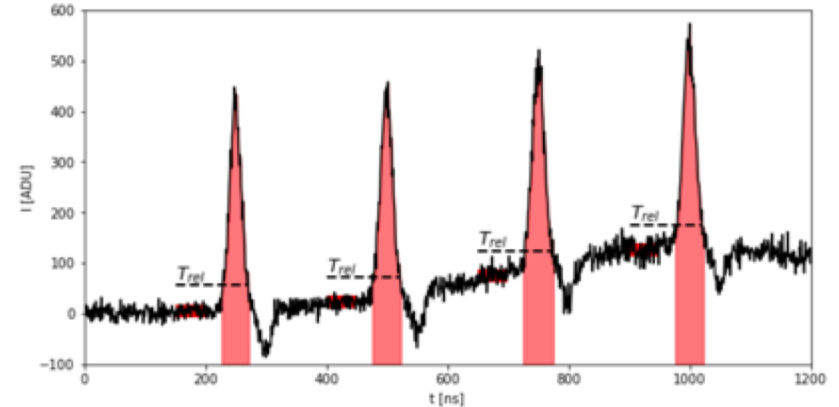
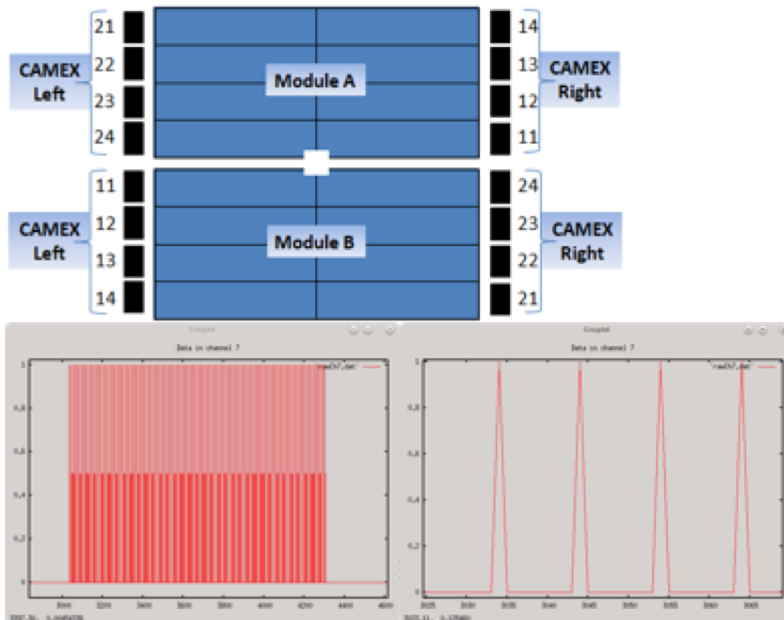


Data Drivers: Data Examples from Digitizers & FPGAs

- Raw data to very condensed derived data
- Processing on FPGA
- Processing in software
- Often used in diagnostics
 - data features more fixed than detectors recording X-rays from user sample

pnCCD sampling at pixel clock

Standard CAMEX Channels Assignment



ROI sampling, e.g. from MCP data

Joakim Laksman *et al.* • EuXFEL photoelectron spectrometer

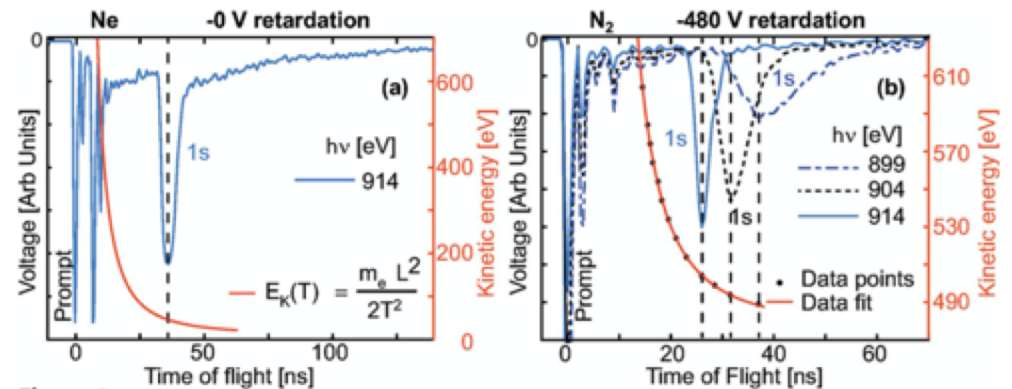
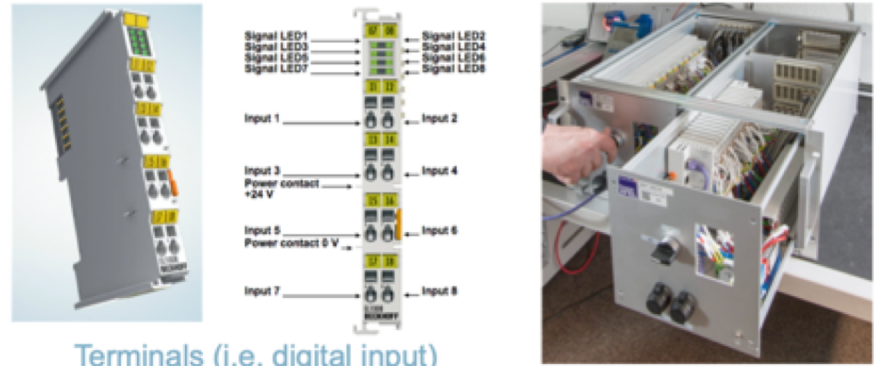


Figure 3

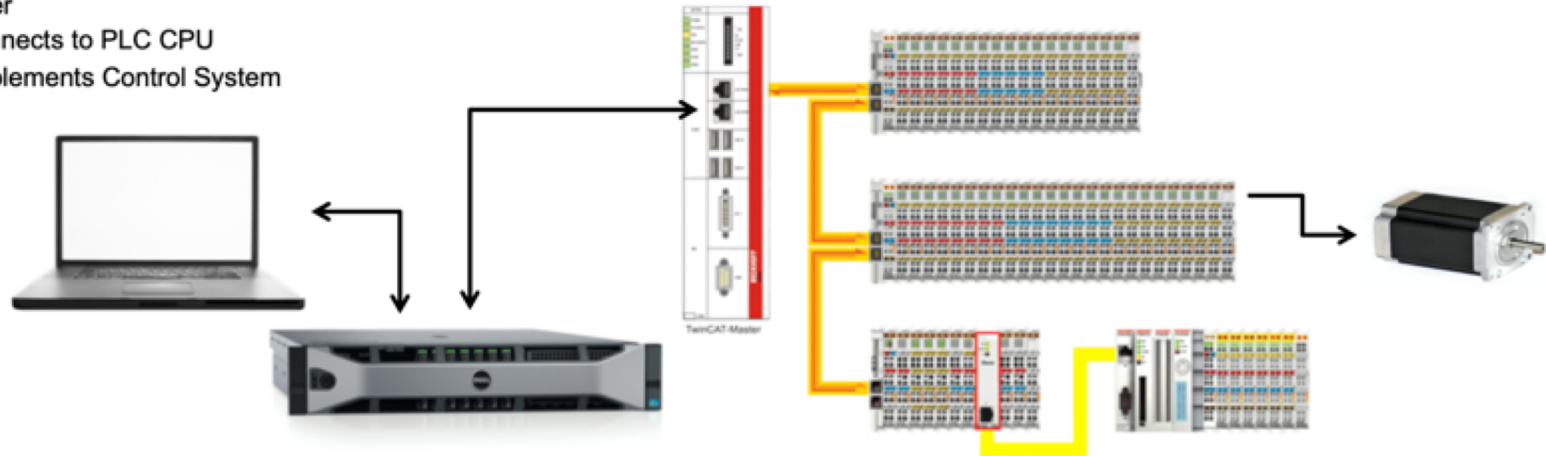
(a) 0 V retardation. Electron TOF spectrum after Ne $1s$ ionization at 914 eV. TOF is 36.25 ns which corresponds to a kinetic energy of 44.2 eV according to equation (1) (red curve). (b) -480 V retardation. Electron TOF spectrum after N_2 $1s$ ionization at different photon energies. Peak center (black dots) fitted to equation (2) (red curve). Spectra are averaged over 100 pulses for higher statistics.

Data Drivers: PLCs and other “slow“ Data

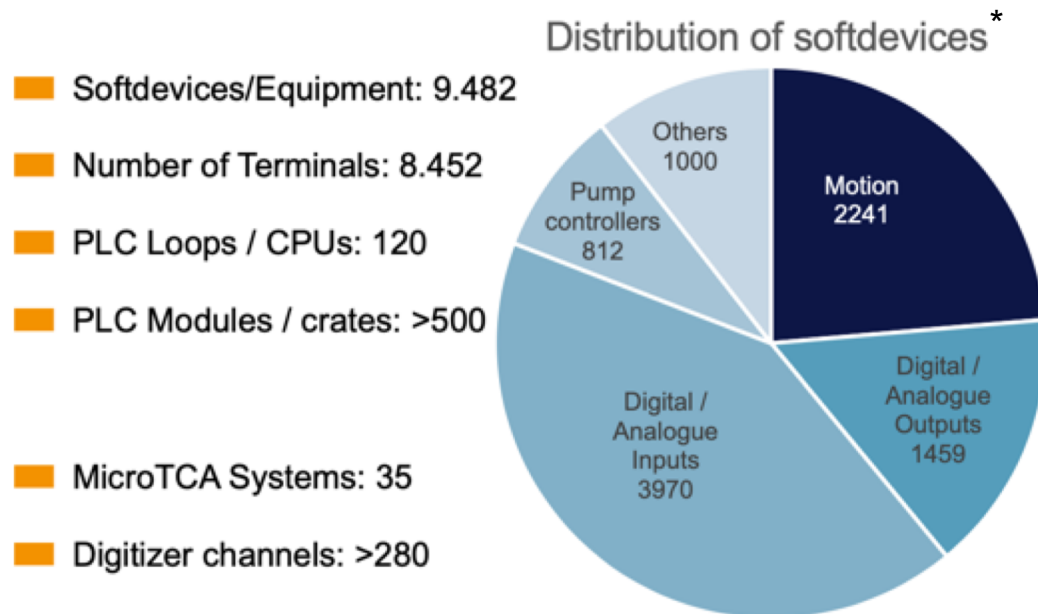
- Programmable Logic Controller
 - Terminals as interface to h/w
 - Terminals are connected together
- PLC CPU
 - Connects via cables to Terminals
 - Implements programs for control
- Computer
 - connects to PLC CPU
 - Implements Control System



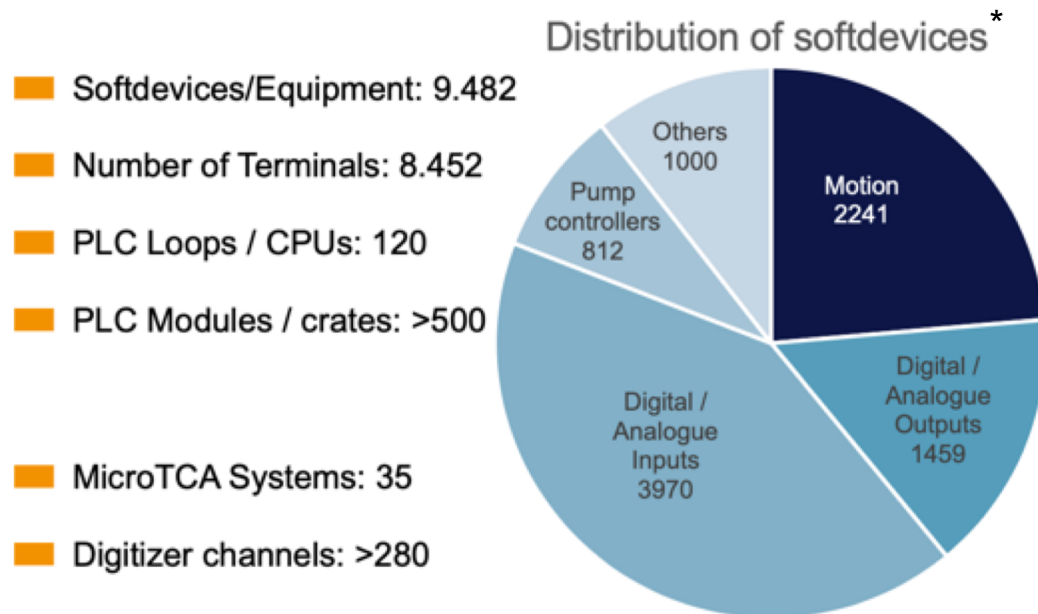
Terminals (i.e. digital input)



Data Drivers: PLCs and other “slow“ Data

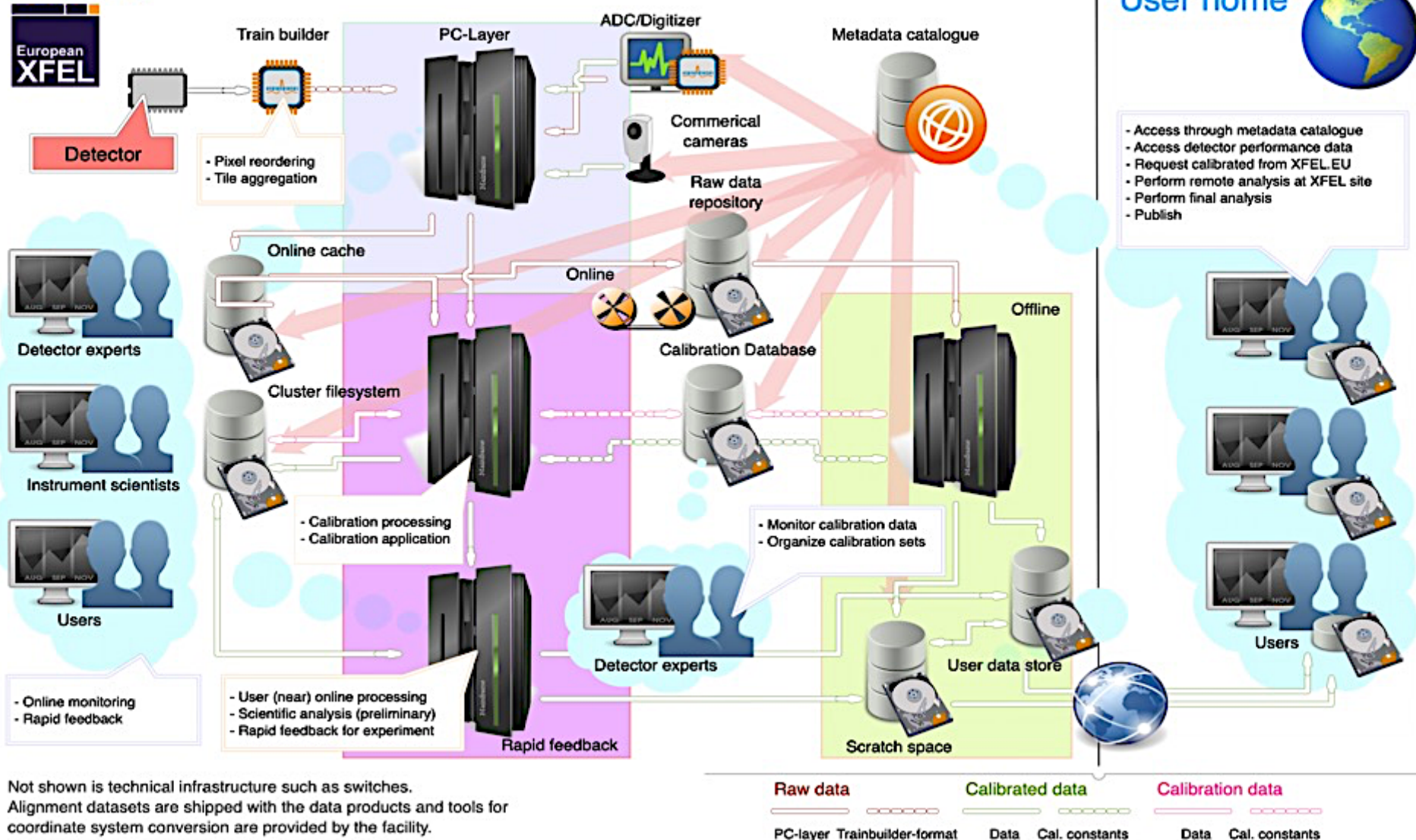


Data Drivers: PLCs and other “slow“ Data



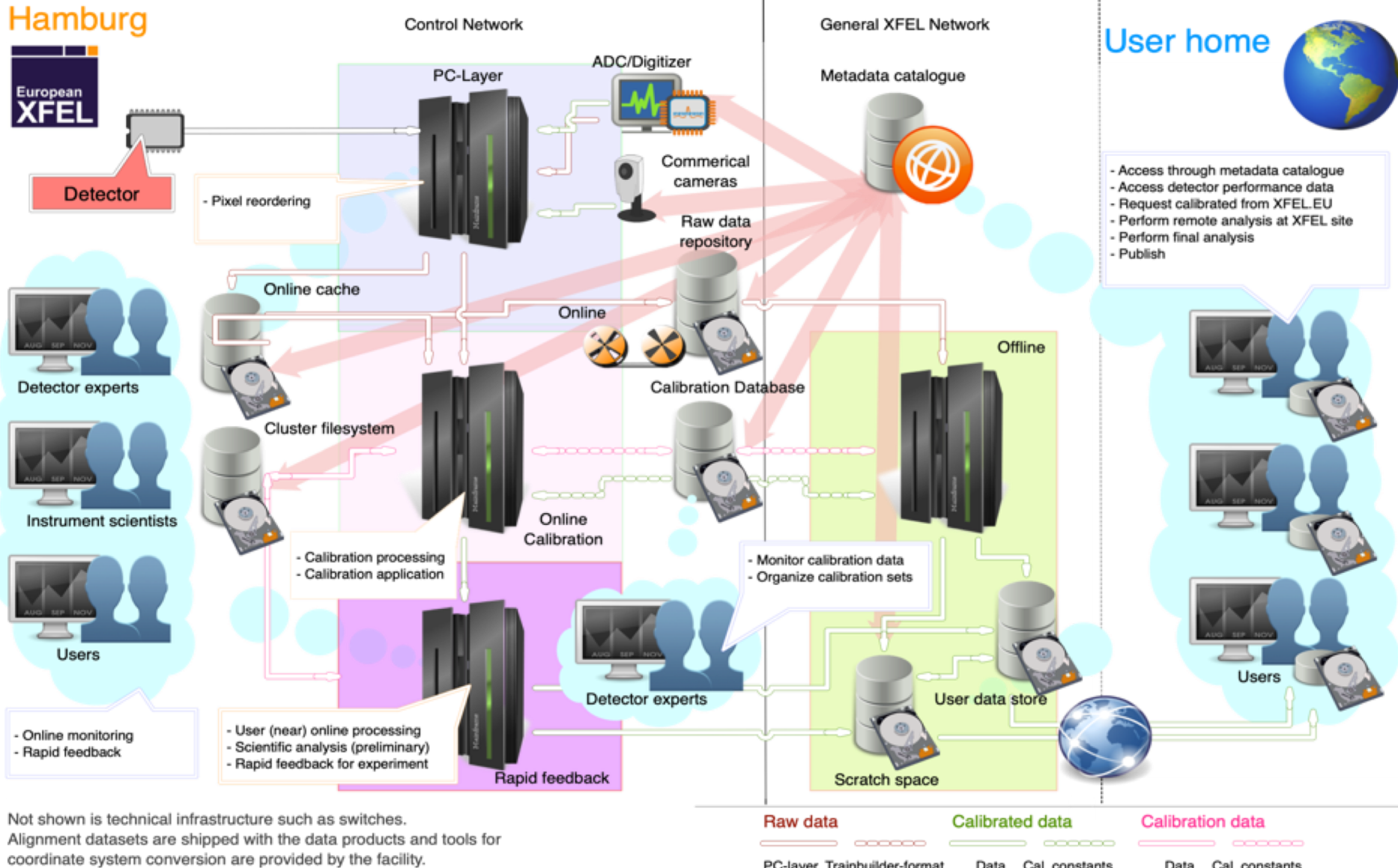
Data Flow Concept (as planned in 2015)

Hamburg



Not shown is technical infrastructure such as switches. Alignment datasets are shipped with the data products and tools for coordinate system conversion are provided by the facility.

Data Flow Reality (as implemented 2019)



Not shown is technical infrastructure such as switches. Alignment datasets are shipped with the data products and tools for coordinate system conversion are provided by the facility.

Data Drivers: Karabo, the XFEL.EU SCADA Framework

Communication

- Broker: cmds, values, schemas
 - Partitioning: topics SA1, SA2, SPB...
- Data: p2p TCP

Apis

- cpp (c++, boost)
- bound (Py 3.6 bound on cpp)
- middlelayer (Py 3.6)

Devices – everything's a device

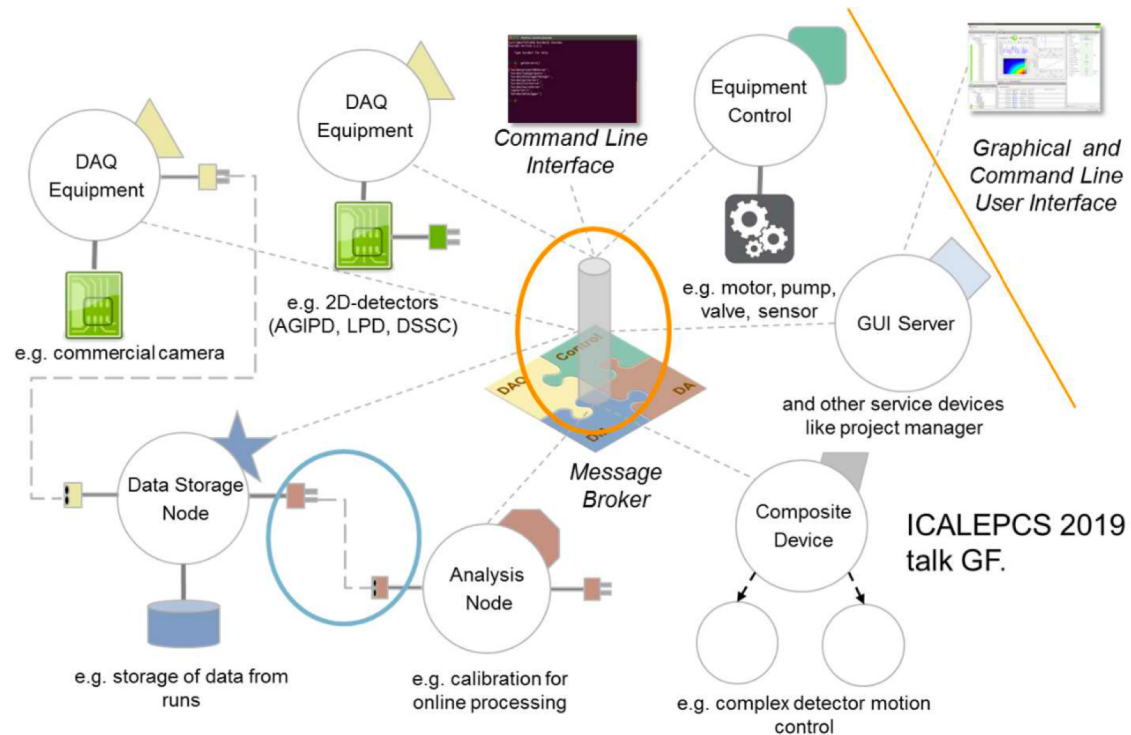
- reflect h/w (tight for Beckhoff)
- control few to many other devices
- interface to other services

Device servers – run devices

- Multi-thread + event loop + GIL handling

User interfaces

- Gui-client
- CLI



ICALEPCS 2019
talk GF.

- Photon systems + Experiments: Karabo
- Accelerator: DOOCs
- Any some EPIX, TINE, Tango niches

Data Drivers: Karabo, the XFEL.EU SCADA Framework

Communication

- Broker: cmds, values, schemas
 - Partitioning: topics SA1, SA2, SPB...
- Data: p2p TCP

Apis

- cpp (c++, boost)
- bound (Py 3.6 bound on cpp)
- middlelayer (Py 3.6)

Devices – everything's a device

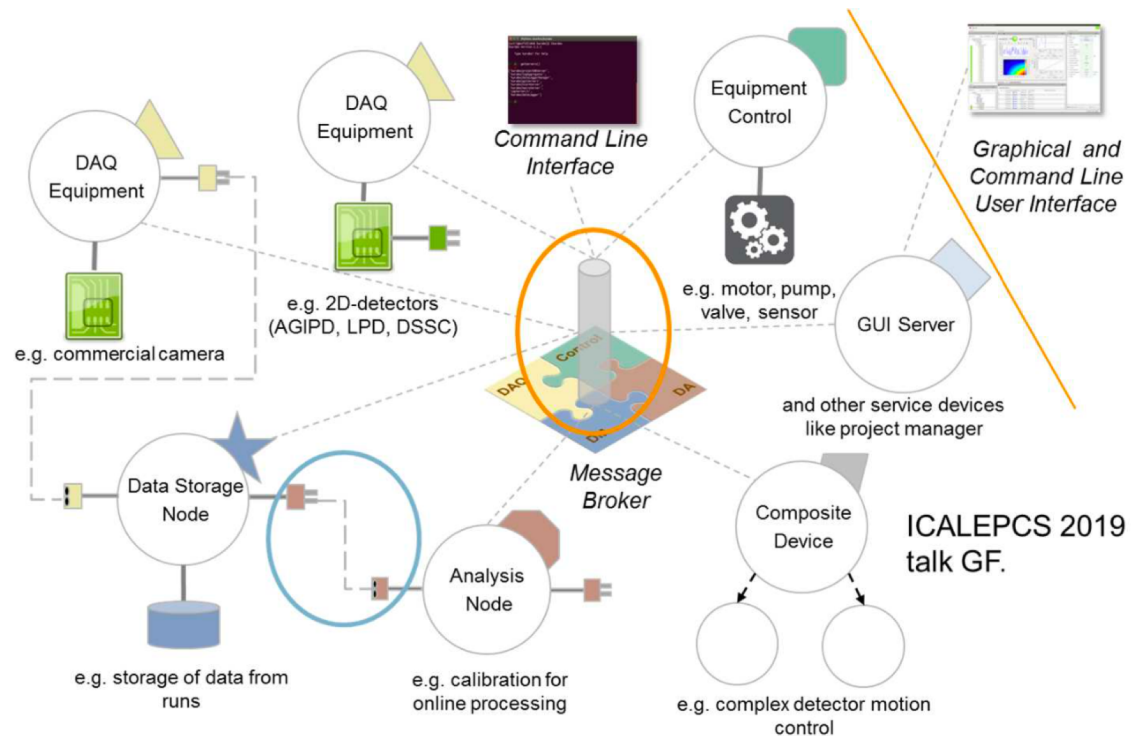
- reflect h/w (tight for Beckhoff)
- control few to many other devices
- interface to other services

Device servers – run devices

- Multi-thread + event loop + GIL handling

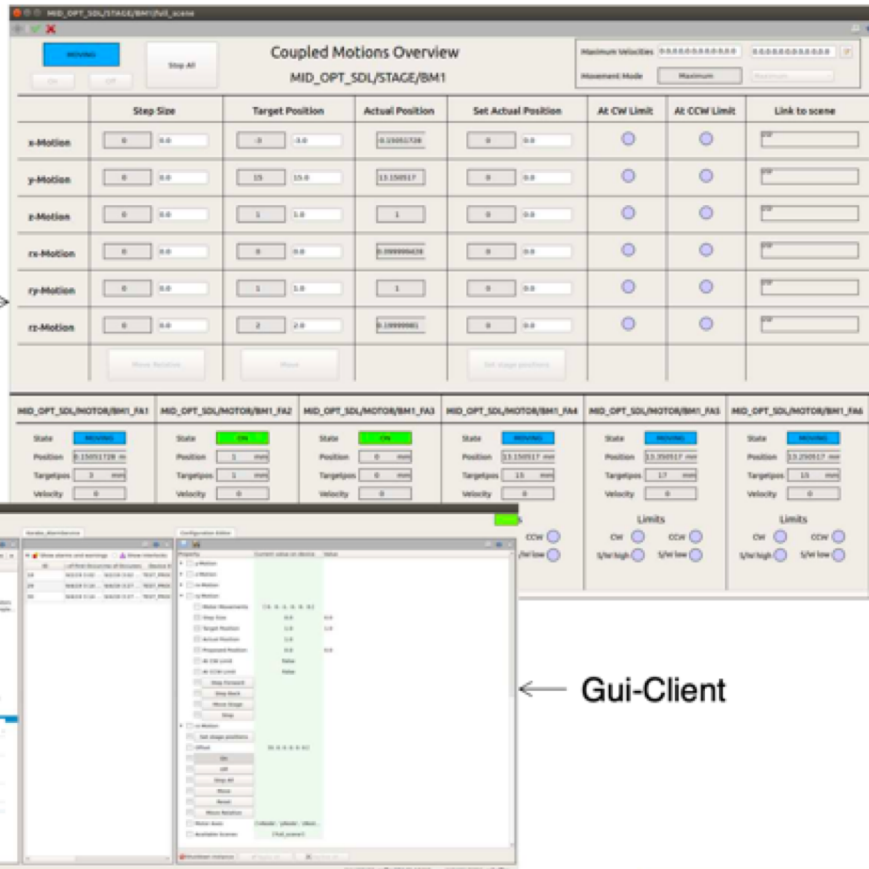
User interfaces

- Gui-client
- CLI



- SPB Instrument: 104 device servers and 1452 devices on 28 ITDM control servers
- Facility total (Sept. 2019): ~14000 devices, 1.7 million control parameters
- ~30 GB/day → soon to move data logging to influxDB + Grafana access

Data Drivers: Karabo, the XFEL.EU SCADA Framework



Scene →

← Gui-Client

Gui-client user interface

- device instantiate and shutdown
- single device command and configuration
- interface to Project navigation
- ...

Projects

- scene and macro interface
- allows group actions
- ...

Scenes

- customizable, cuts away all but needed
- drag & drop dynamic creation
- ...

Gui-client primary tool used by experiments

Data Drivers: Infrastructure

Offline storage resources

- Fast Access:
 - Hardware: IBM Elastic Storage System
 - Software: GPFS
 - Current capacity: 14PB

- Large Capacity
 - Hardware: DELL Systems
 - Software: dCache
 - Current capacity: 16PB

- Archive:
 - Tape based



Data Drivers: Infrastructure

Offline computing Cluster

- Available resources:
 - $R_{\text{peak}} = \sim 570\text{TFlops}$,
 - 254 nodes
 - ~ 9200 cores
- Including recent upgrade (Oct 2019):
 - $R_{\text{peak}} = \sim 215\text{Tflops}$
 - 72 nodes
 - 2592 cores
- Next upgrade planned for spring 2020
 - 50 nodes
- Interactive login nodes
 - max-display nodes available from outside network
 - **4 additional login nodes in production**
- Slurm scheduler
 - Improved scheduling policies
 - **High priority for calibration jobs**
 - Reservation of computing resources for users of “current” beamtime
- Recommended access
 - FastX client
- Jhub service available



Strong collaboration with DESY computing center

Data Drivers: Infrastructure

Offline computing Cluster

Available resources:

- $R_{\text{peak}} = \sim 570 \text{TFlops}$,
- 254 nodes
- ~ 9200 cores

Including recent upgrade (Oct 2019):

- $R_{\text{peak}} = \sim 215 \text{TFlops}$
- 72 nodes
- 2592 cores

Next upgrade planned for spring 2020

- 50 nodes

Interactive login nodes

- max-display nodes available from outside network
- 4 additional login nodes in production

Most users have to analyze non-reduced data on-site

Slurm scheduler

- Improved scheduling policies
- **High priority for calibration jobs**
- Reservation of computing resources for users of "current" beamtime

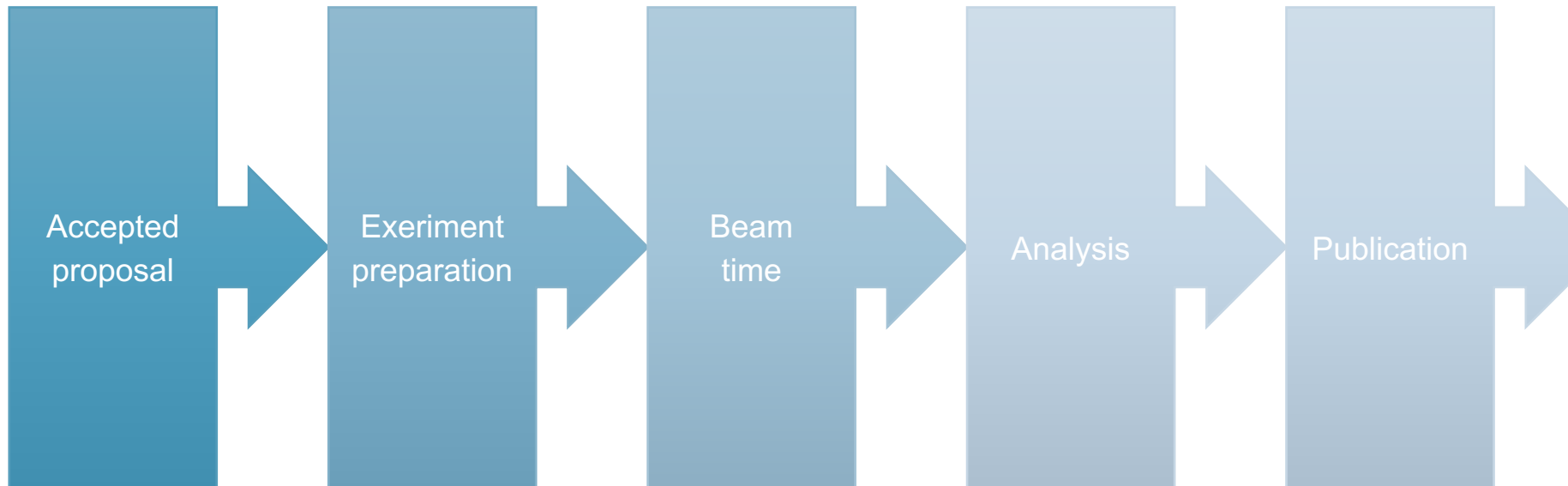
Recommended access

- FastX client

Jhub service available

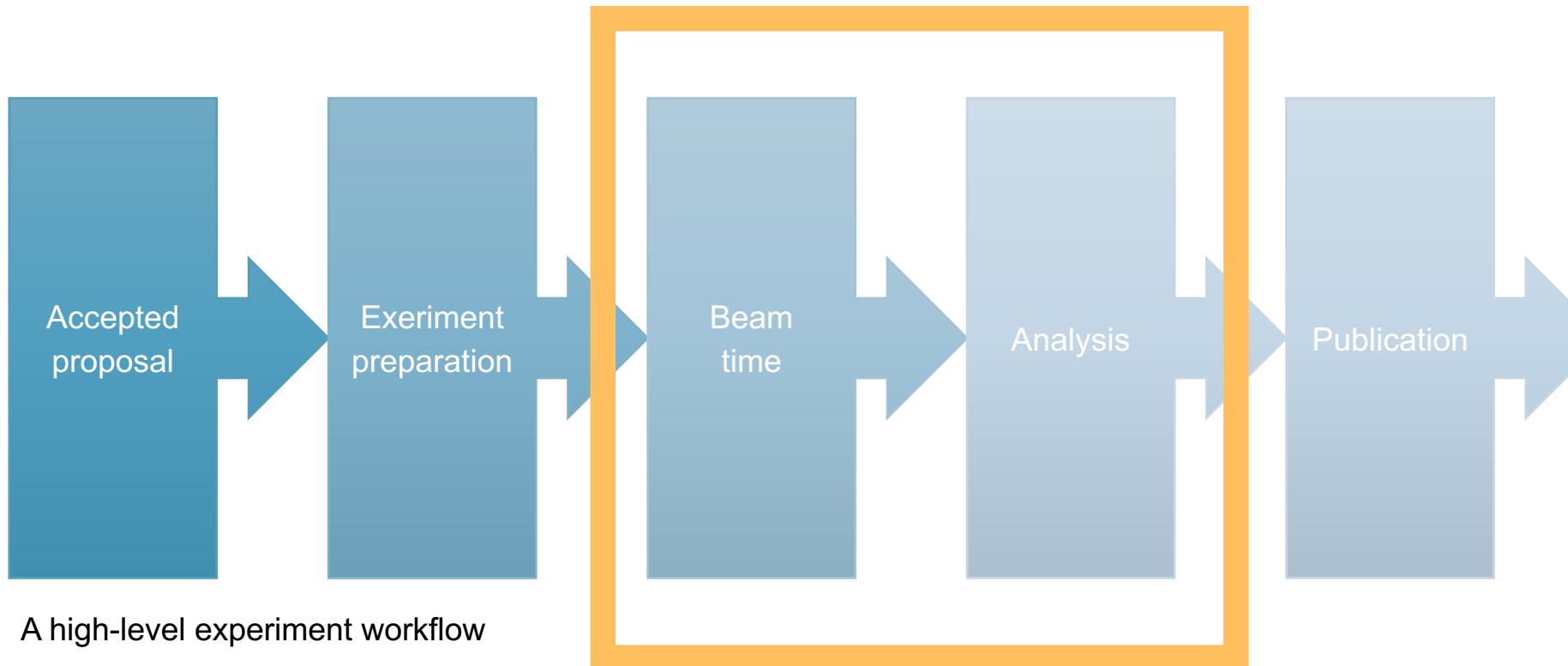


Data Solutions

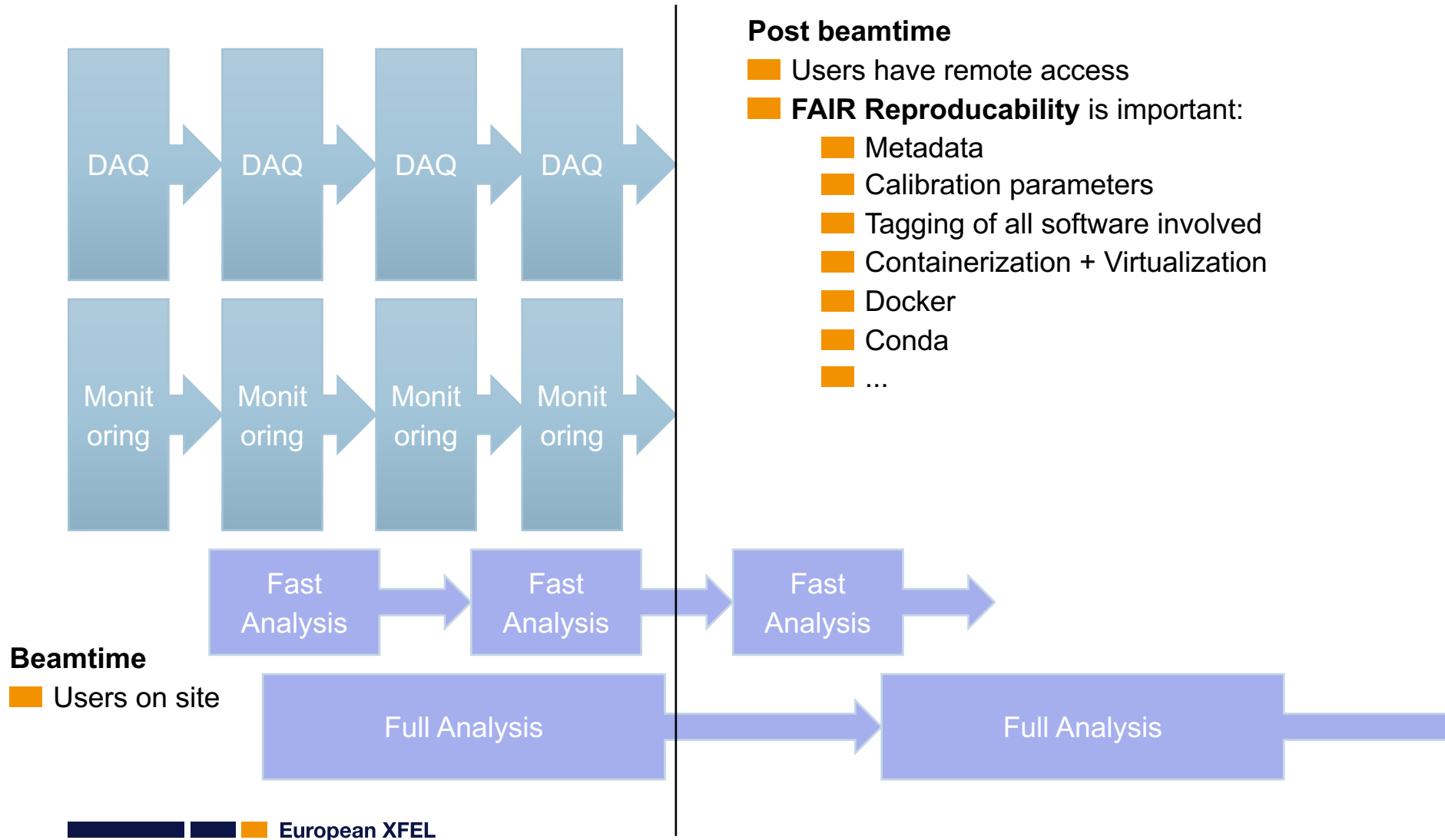


A high-level experiment workflow

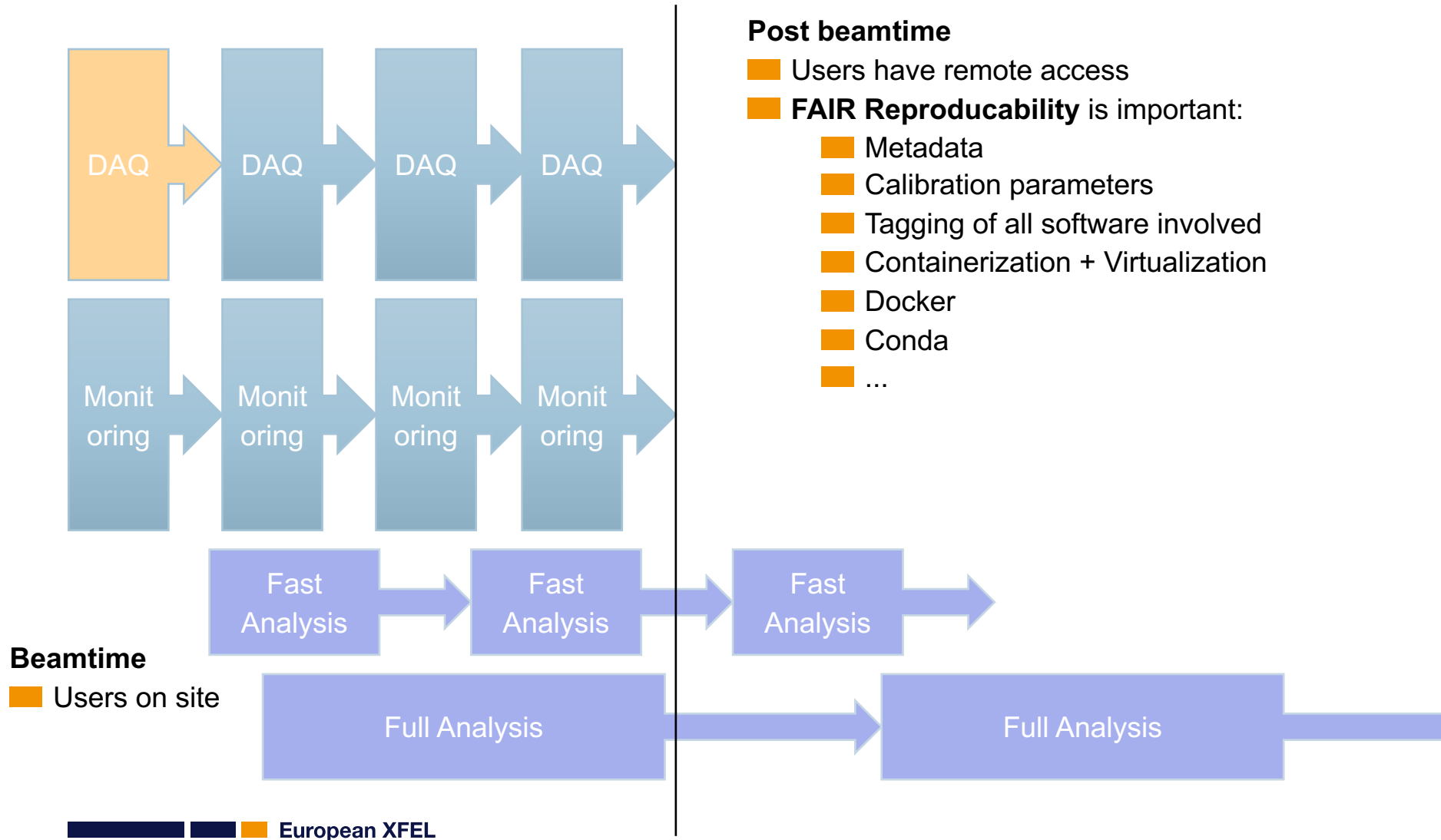
Data Solutions



Data Solutions

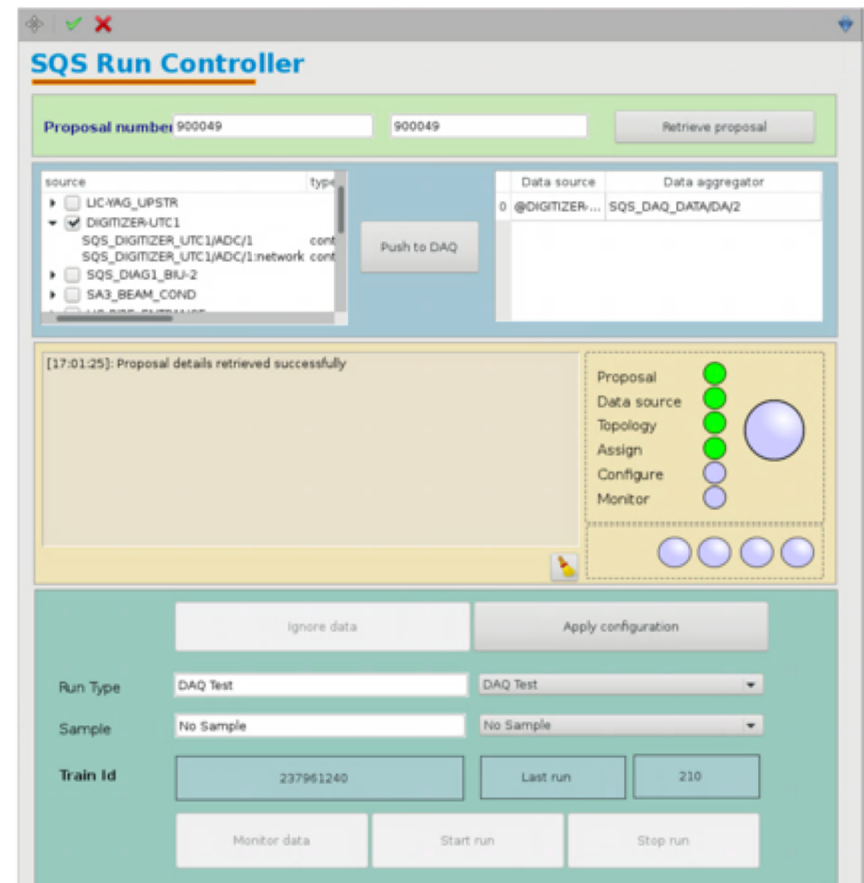


Data Solutions: Data Acquisition



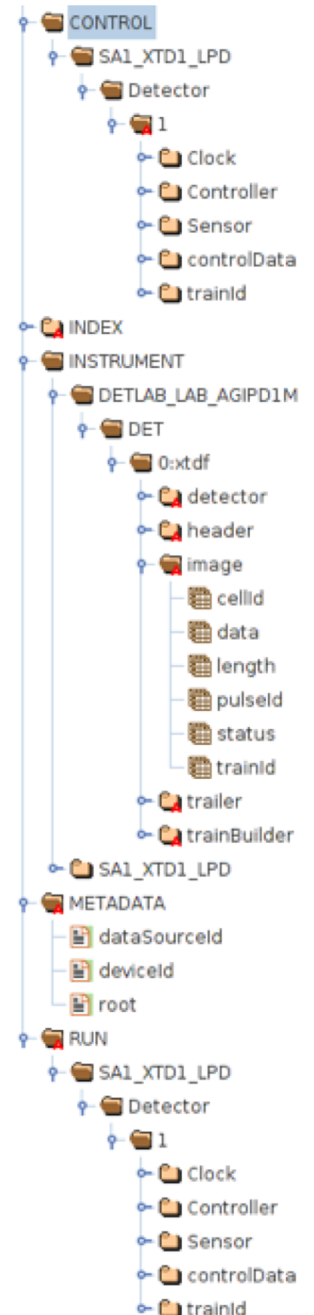
Data Solutions: Data Acquisition

- Distinguish between **user** data acquisition and **facility** “housekeeping” data
 - User data, needs to conform to *Scientific Data Policy*
 - ▶ Long term data curation
 - ▶ Open access
 - ▶ Embargo period with restricted access
 - ▶ Data accessible by European XFEL staff during embargo period
 - ▶ All users need to agree to the policy as part of beamtime application
 - Facility data, only used for facility purposes, not tied to individual experiments



Data Solutions: Data Acquisition

- User data is stored in HDF5 files
 - Structure reflects control and data source topology of the facility
- Data can be train or pulse resolved
 - Associated meta data included for timing correlation
- Train frequency is assumed
 - If for a given train no slow data is updated a copy is created
 - Assures that all table rows in a file line up in time
- File organized into experiment „runs“
 - A run contains many „sequence“ files
 - ▶ Files of managable size, aim ~20GB for MHz detectors
 - ▶ Smaller if only slow data or 10Hz cameras

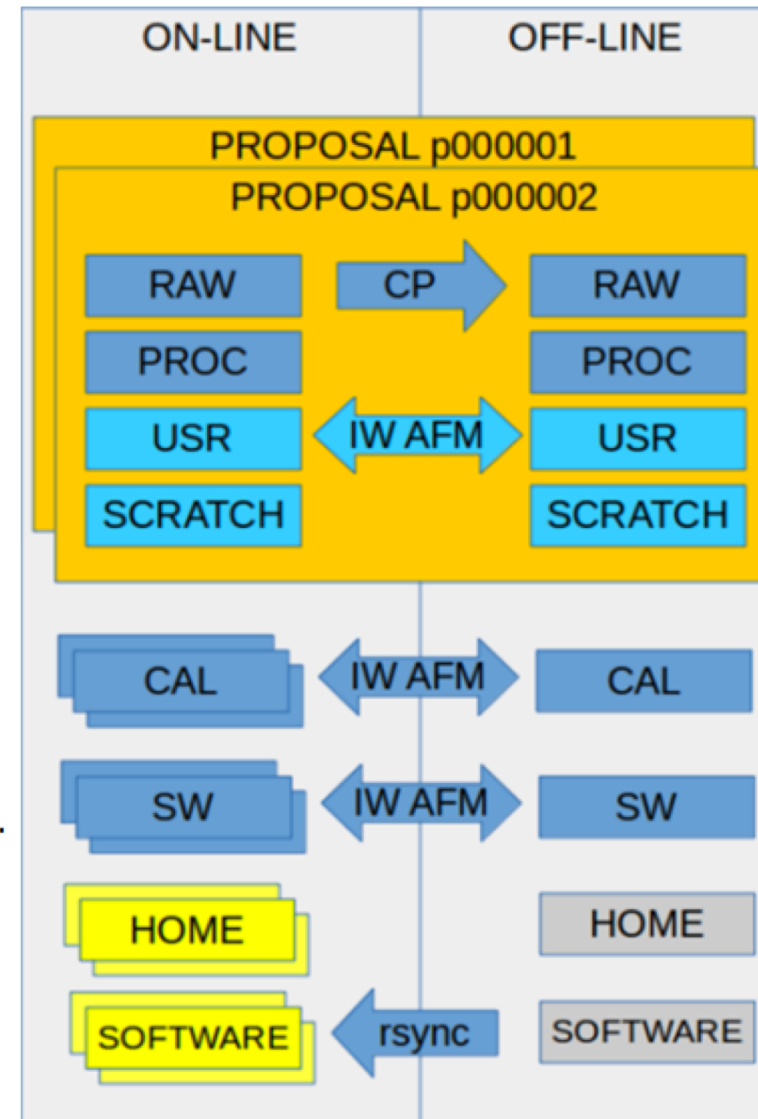


Data Solutions: Data Acquisition

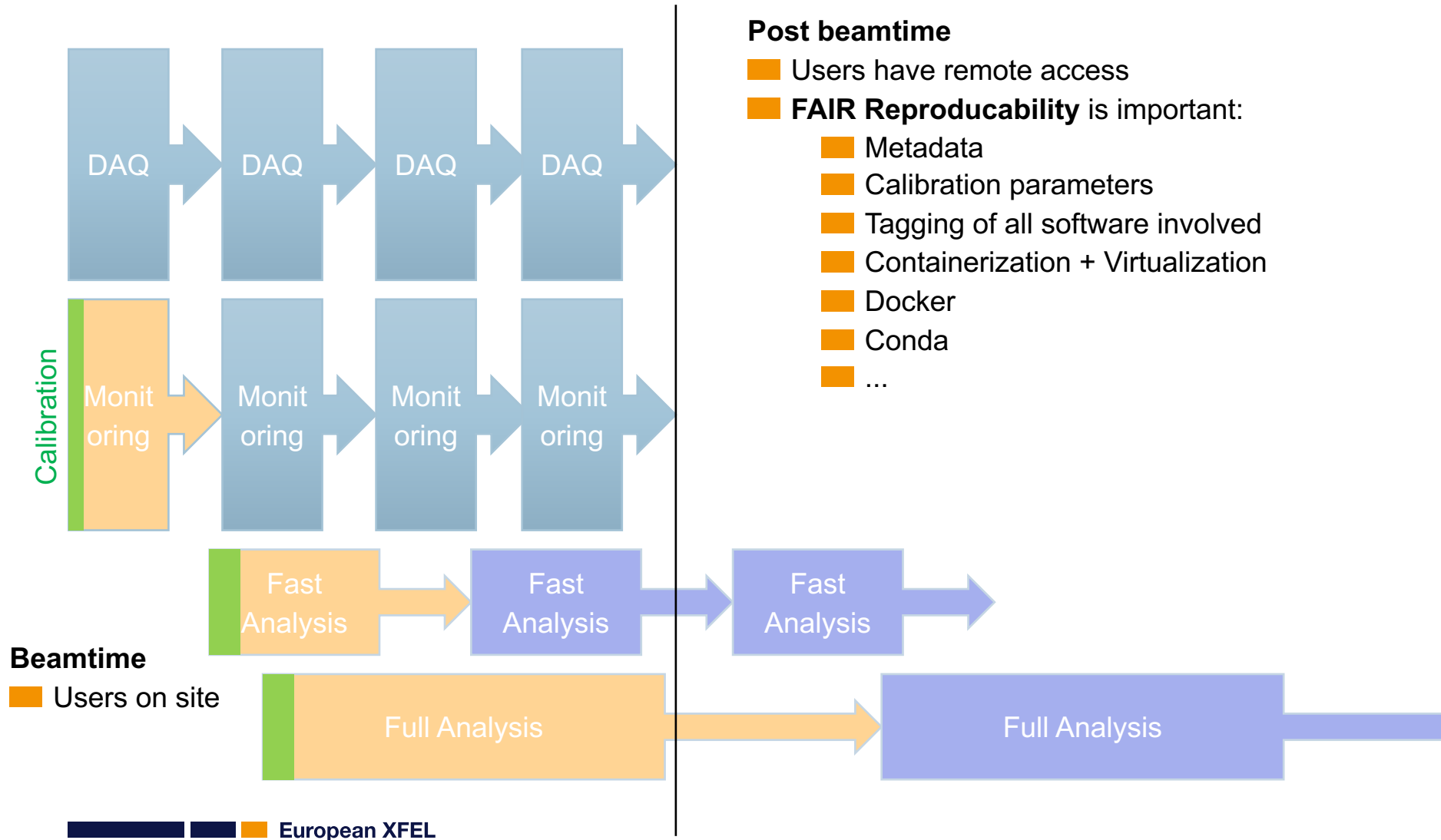
Data placement

- Proposal specific (on request)
 - RAW – raw data from detector
 - PROC – processed data
 - USR – user data, scripts, programs
 - SCRATCH – intermediate results

- Proposal independent
 - CAL – calibration constants
 - SW – internal control software
 - HOME – \$home folder of computing clusters
 - SOFTWARE – analysis software, python, matlab, ...
 -



Data Solutions: Calibration



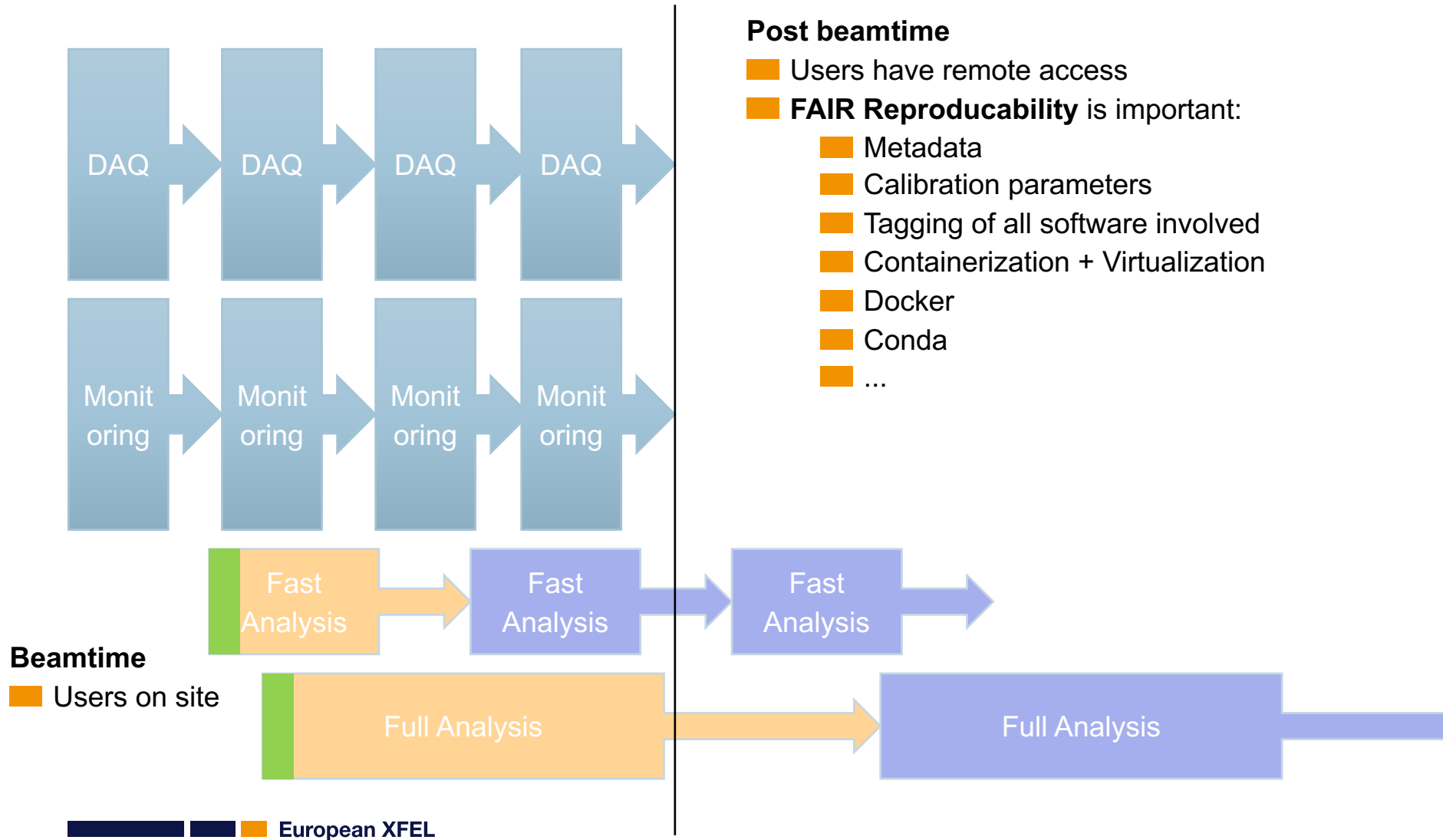
Data Solutions: Calibration and Correction (2D Detectors)

- **Retrieve parameters for correction:** resolve detector conditions, point in time leading to most appropriate *parameters*
- **Corrected and calibrated data is main data product:** needs to be available as soon as possible and reliable
- **Produce correction parameters:** characterize detector and select necessary subset of information. Perform quality assessment
- **Manage correction parameters:** centrally persist, categorize, select parameters
- **Optimize corrections according to specific scientific needs** e.g. real vs integer photon numbers, split event corrections
- **Agility:** support short cycles from prototyping, testing to production deployment where ever possible



Python: fast development cycles, good data analysis capabilities

Data Solutions



Data Solutions: Offline Calibration Environment



localhost

Characterize_FlatFields_New

Characterize_FlatFields_NewDAQ_FastCCD_NBC_PP Last Checkpoint: 04/08/2019 Autosave Failed!

File Edit View Insert Cell Kernel Help Not Connected error Python 3

	Name	Value	Hesse Error	Minos Error-	Minos Error+	Limit-	Limit+	Fixed?
0	A1	39479.9	164.446			35000	45000	No
1	c1	10.0284	0.00700815			8	13	No
2	sig1	1.64919	0.0042762			1.5	3.5	No
3	A2	4000	0.313508			4000	10000	No
4	c2	13.3319	0.0281387			12	18	No
5	sig2	5	0.000433989			5	12	No

```
In [89]: cent_UH_MG = tparC_UH[1]
cent_LH_MG = tparC_UH[1]
print("Centroids for Medium Gain are LH: {:.2f}, UH: {:.2f}".format(cent_LH_MG, cent_UH_MG))
executed in 3ms, finished 22:18:03 2019-04-16
Centroids for Medium Gain are LH: 10.03, UH: 9.98
```

Evaluation of Low Gain Data

The center of the low gain data distribution is fitted, such that we can compute the gain factor between high and low gain.

We allow to set a time-delta to get offsets from later points in time.

```
In [90]: runs = runs_low
time_offset_db = timedelta(days=30)
if operation_mode == "FS":
```

Rapid, interactive development in Jupyter Notebook

Data Solutions: Offline Calibration Environment

PDF reports

The left side of the image shows a vertical stack of logos for Jupyter, Python, NumPy, matplotlib, and SciPy. The right side shows a screenshot of a Jupyter notebook interface. The notebook contains a table with columns for 'Time', 'Gain', 'Offset', 'Error', 'Mean Energy', 'Gain', 'Gain (Corrected)', and 'Gain (Corrected)'. Below the table is a line graph showing a peak in the data. A large blue arrow points from the left stack of logos towards the right stack of logos.



nbparameterise




```
xcal@max-exf010 ~]$ xfel-calibrate FASTCCD CORRECT --help
usage: xfel-calibrate [-h] [--no-cluster-job] [--report-to str]
                    [--priority int] [--in-folder str] [--out
                    [--path-template str] [--run int] [--hspat
                    [--hspath-t str] [--hspath-cntrl str]
                    [--cluster-profile str] [--cpuCores int]
                    [--operation-mode str]
                    [--split-evt-primary-threshold float]
                    [--split-evt-secondary-threshold float]
                    [--split-evt-mip-threshold float]
                    [--scal-db-interface str] [--scal-db-timout
                    [--sequences str [str ...]] [--chunk-size
                    [--overwrite] [--do-pattern-classification
                    [--sequences-per-node int] [--limit-images
                    [--correct-offset-drift] [--use-dir-creat
                    [--tme-offset-days int]
                    [--photon-energy-gain-map float]
                    [--fix-temperature float]
                    [--flipped-between str [str ...]]
                    DETECTOR TYPE

# FastCCD Data Correction #
Authors: I. Kláčková, S. Hauf, Version 1.0,

The following notebook provides correction of images acquired w
FastCCD.

positional arguments:
  DETECTOR TYPE          The detector to calibrate
                        Type of calibration:
                        AGIPD, LPD, PNCCD, GENERIC, TUTORIAL_FASTCCD

optional arguments:
  -h, --help            show this help message and exit
  --no-cluster-job      Do not run as a cluster job
  --report-to str       Filename (and optionally path) for output
                        folder, Default:
                        /gpfs/exfel/exp/SCS/201930/p90
                        /gpfs/exfel/data/scratch/xcal/test/
                        Default: RAW-R[04d]-DA05-S[[05d]].h5
  --priority int        Default: 406
  --in-folder str       Default: /INSTRUMENT/SCS_CDIDET_FCCD2M/
                        put/data/image
  --out-folder str     Default: /CONTROL/SCS_CDIDET_FCCD2M/CTR
  --path-template str
  --run int
  --hspath str
  --hspath-t str
```



Data Solutions: Available Corrections

*** Corrections applied by default**
(into add. Output)**

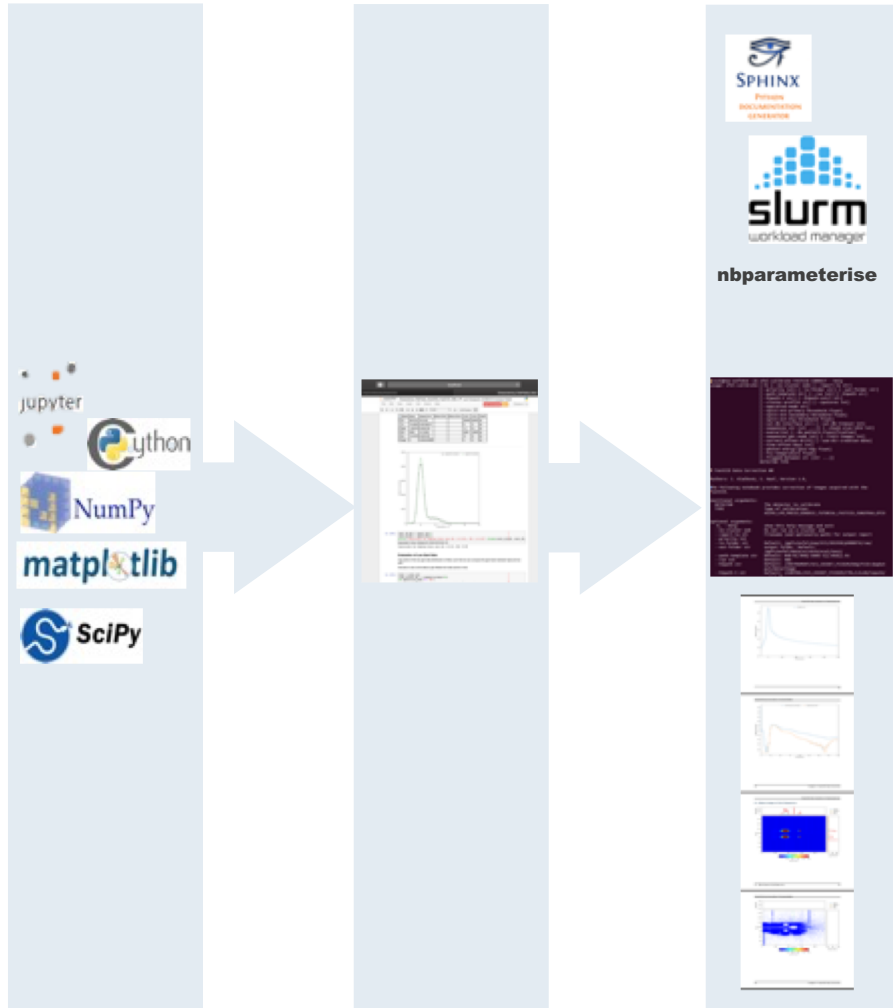
Parameter	AGIPD	DSSC	LPD	CCDs	ePIX	Jungfrau
Dark signal (cell nr,x,y)	X*	X*	X*	X*	X*	X*
Dark baseline shifts (x,y)	X			X (FastCCD)		
Noise N(cell nr, x,y)	X*	X*	X*	X*	X*	X*
Conversion gain (cell nr, x,y)	X		X	X*	(X)	X*
Gain transition region (cell nr, x,y)	X (phenom.)		X			
„Snowy“ pixels (x,y)	X					
Bad pixel map (cell nr,x,y)	X	X	X	X	X	X
Common mode				X**	X**	
Memory cell droop (cell nr, x,y)						
Charge splitting (x,y)	Requested			X**	X**	X
Charge transfer inefficiency CTI(x,y)				(X)		
Quantum efficiency (x,y)						
Alignment	X (CFEL dataset)	X	X up to Quadrant	X		

Data Solutions: Available Standard Characterizations

* Can be triggered
by Instruments

Parameter	AGIPD	DSSC	LPD	CCDs	ePIX	Jungfrau
Dark signal (cell nr,x,y)	X*	X*	X*	X*	X*	X*
Noise N(cell nr, x,y)	X*	X*	X*	X*	X*	X*
Conversion gain (cell nr, x,y)						
- using charge injection	X		X			
- using X-rays	X		X	X		X
Bad pixel map (cell nr,x,y)	X*	X*	X*	X*	X*	X*

Data Solutions: Calibration Web Services



Proposal no. 900071

Are you sure you want to change this proposal's data output to "Processed"?

Cancel OK

General Public Information

General

#id: 112
 DOI: 10.22003/XFEL.EU-DATA-900071-00 Internal Only. DOI not registered

Proposal Number: 900071
 Name: p900071
 Title: AGPD at MID commissioning and calibration
 URL:
 Abstract:
 Proposal Folder: p900071
 Proposal Path: /gpfs/exchd/exp/MID/201930/p900071/raw
 Repository: XFEL_GRES_ONLINE_SASE_2

Preferred data output: Raw
Preferred data output -

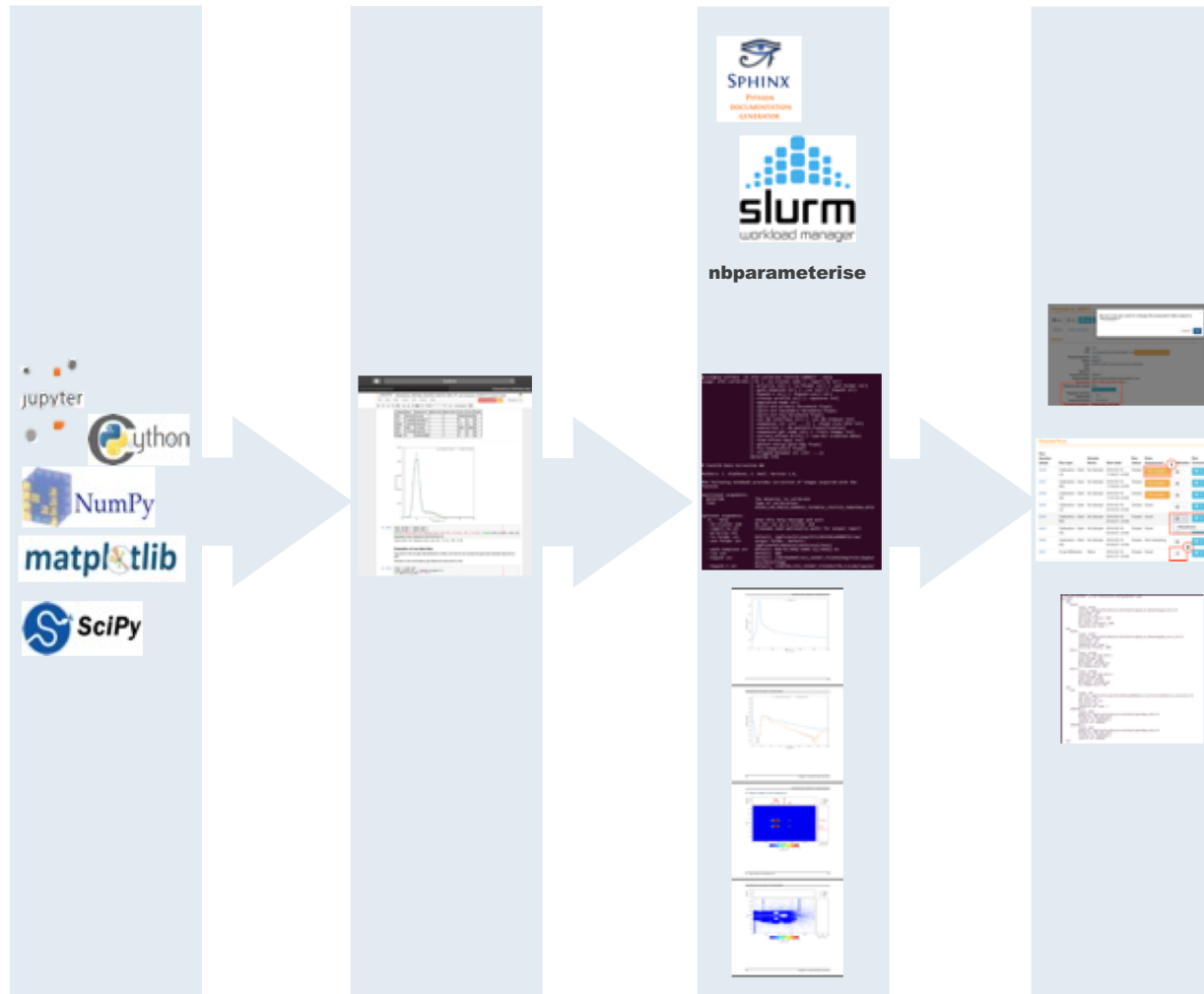
Proposal Last Run:
 Instrument: Raw
 Instrument Cycle: Processed

Users trigger (re) calibration via MDC


Proposal Runs

Run Number (alias)	Run type	Sample Name	Start date	Run status	Data Assessment	1	libration	Run Comment	Edit
0448	Calibration - Dark LG	No Sample	2019-03-19 17:30:27 +0100	Closed	Run Quality -	-			
0447	Calibration - Dark MG	No Sample	2019-03-19 17:29:03 +0100	Closed	Run Quality -	-			
0446	Calibration - Dark HG	No Sample	2019-03-19 17:27:40 +0100	Closed	Run Quality -	-			
0445	Calibration - Dark LG	No Sample	2019-03-18 04:43:44 +0100	Closed	Good	-			
0444	Calibration - Dark MG	No Sample	2019-03-18 04:42:21 +0100	Closed	Good	-			
0443	Calibration - Dark HG	No Sample	2019-03-18 04:40:57 +0100	Closed	Good	-	(Re)calibrate		
0442	Calibration - Dark HG	No Sample	2019-03-18 04:39:27 +0100	Closed	Not interesting	-			
0441	X-ray Diffraction Silica		2019-03-18 04:21:27 +0100	Closed	Good	-	-		

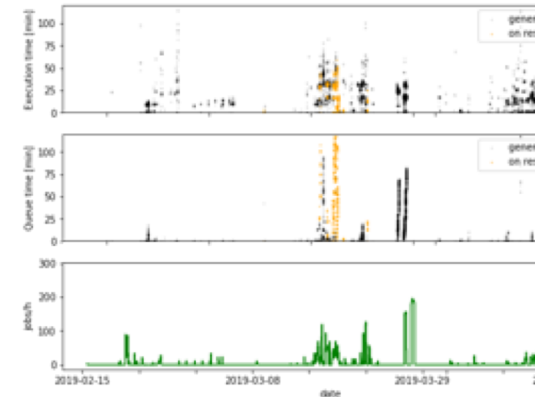
Data Solutions: Calibration Web Service



PDF reports



Performance optimization

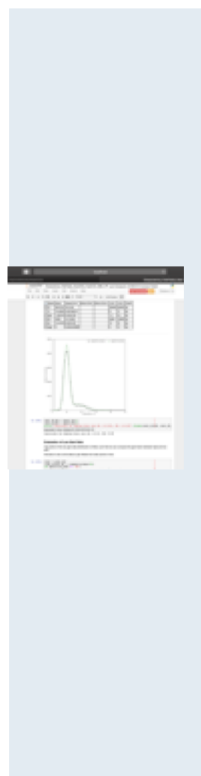


Data Solutions: Calibration Web Service – Workflow

Established tools



Development




Expert Usage



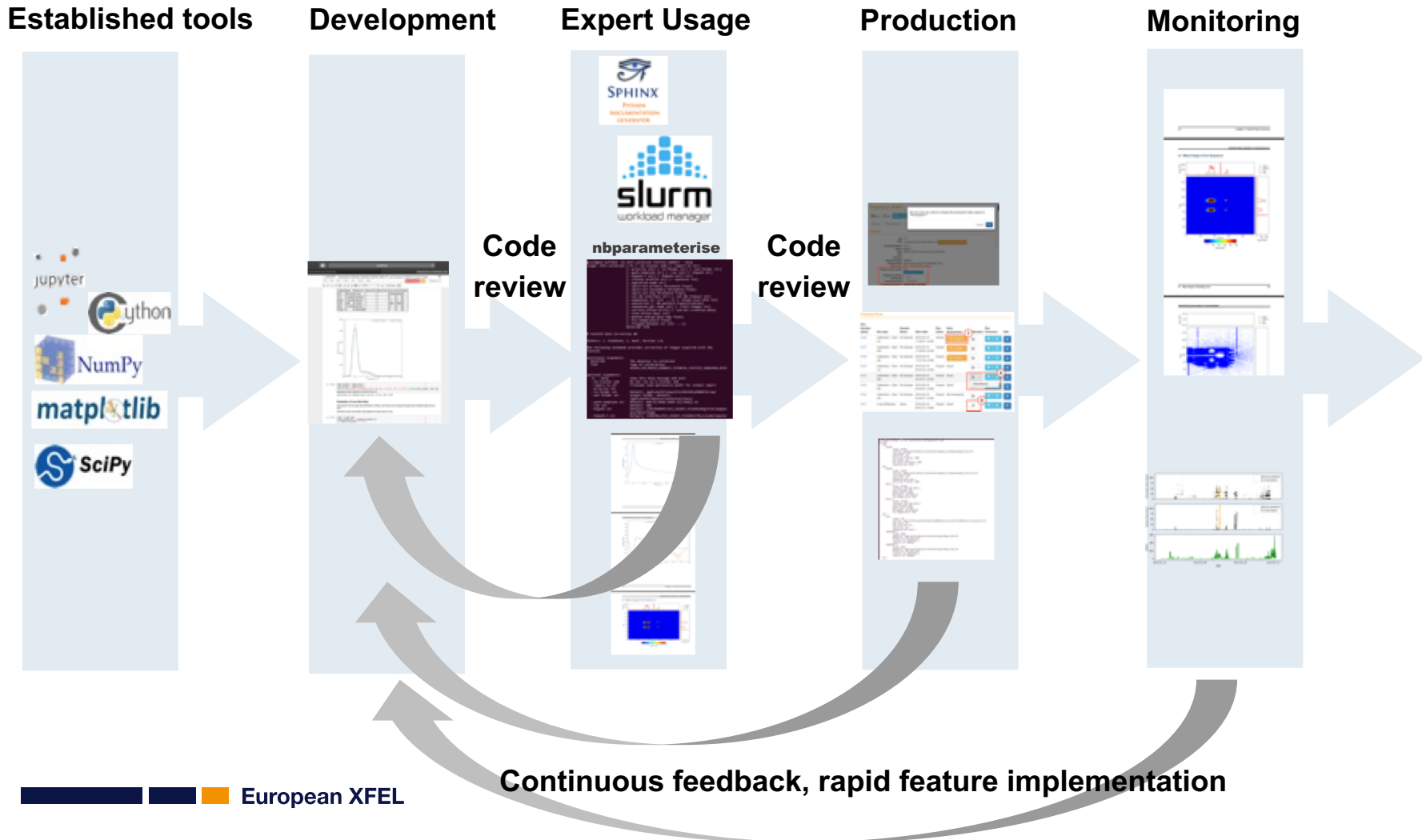
Production



Monitoring & QA



Data Solutions: Calibration Web Service – Workflow



Data Solutions: Example of Beamline/User Interaction

Corrections implemented on user side, to compare against facility corrected data

raw-dark

▶ offset subtraction

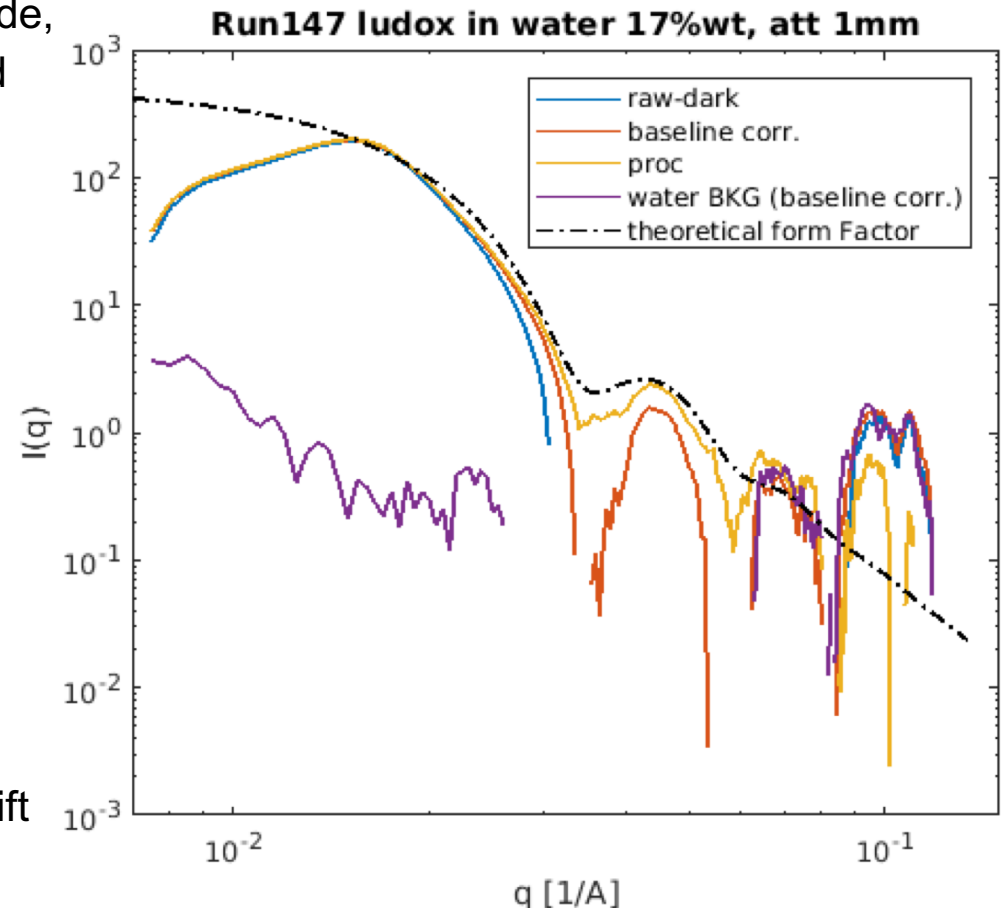
baseline corr.

▶ Correct offset drift via border region median

proc:

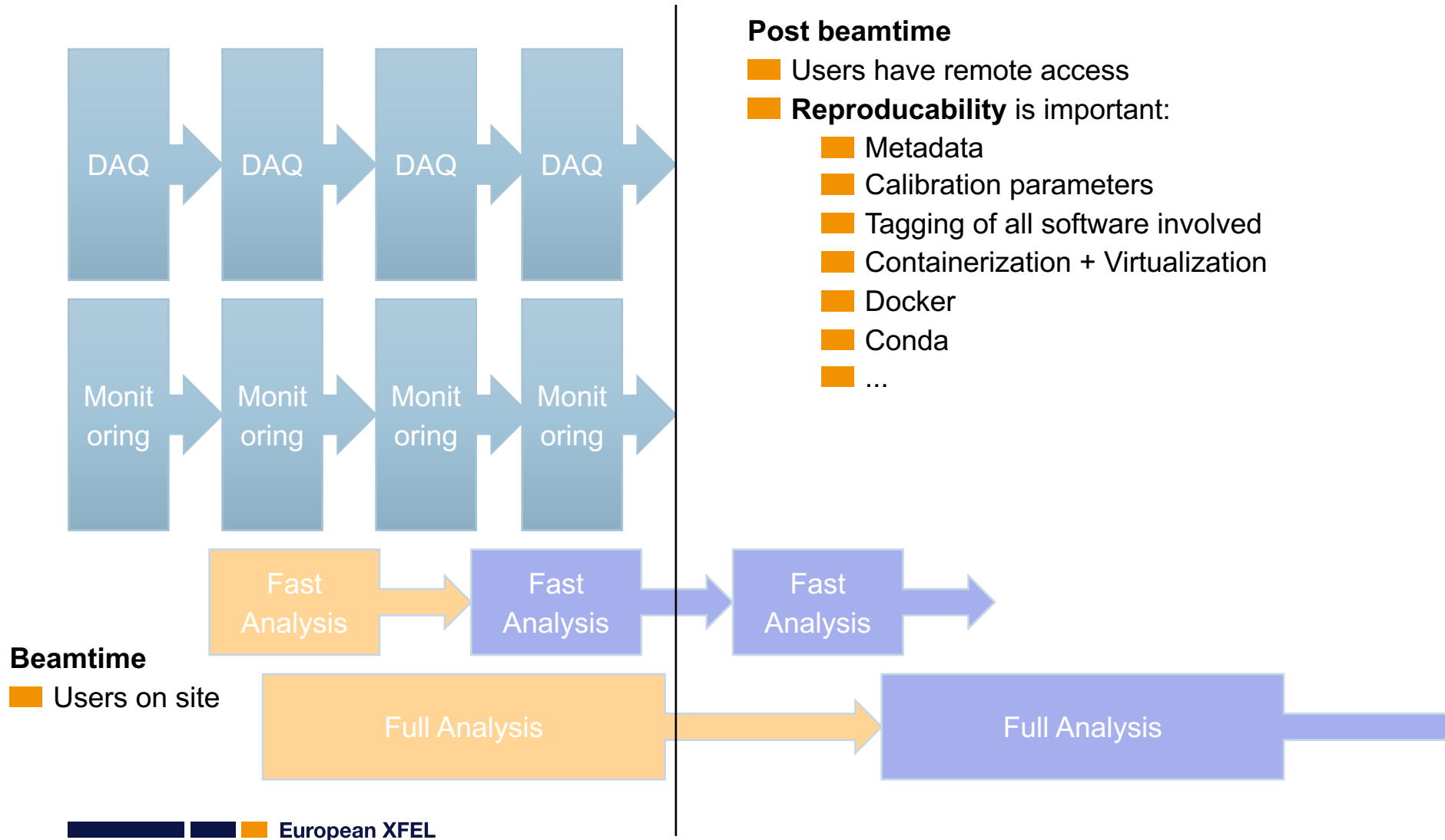
Third iteration of facility provided corrections

Offset correction and baseline drift compensation



Courtesy: F. Lehmkuhler et al.

Data Solutions: Data Access and Correlation



Data Solutions: Simplifying Data Access and Correlation

- extra-data:
 - Python library for iterating over XFEL run data on a train-wise basis
 - Select data sources by name, filter by index, trainId, ...
 - Abstracts away indexing needed within files for time correlation
 - <https://extra-data.readthedocs.io/en/latest/>

- extra-geom
 - Geometry handling of segmented detectors

- extra-data-validate
 - Validy check for data contents

```

from extra_data import open_run, RunDirectory, H5File

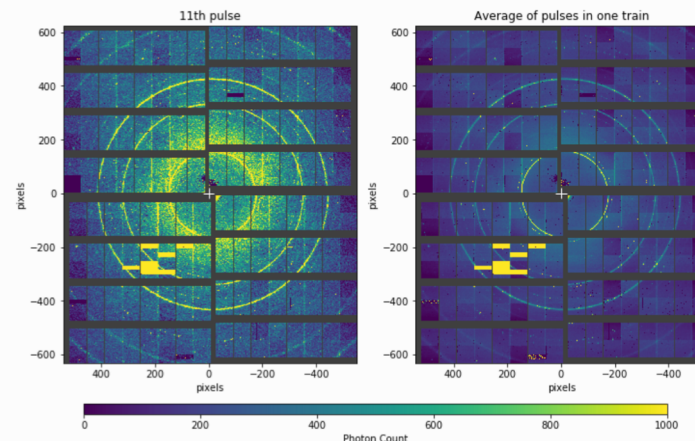
# Find a run on the Maxwell cluster
run = open_run(proposal=700000, run=1)

# Open a run with a directory path
run = RunDirectory("/gpfs/xfel/exp/XMPL/201750/p700000/raw/r0001")

# Open an individual file
file = H5File("RAW-R0017-DA01-S00000.h5")

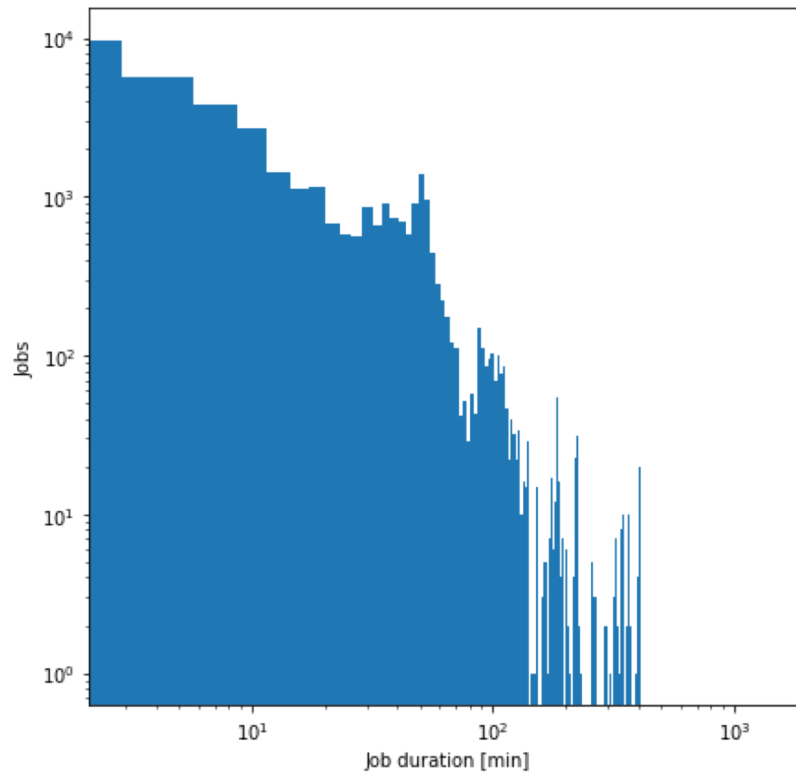
for train_id, data in run.select("*/DET/*", "image.data").trains():
    mod0 = data["FXE_DET_LPD1M-1/DET/0CH0:xtdf"]["image.data"]
  
```

```
geom.plot_data_fast(stacked_pulse, vmin=0, vmax=1000)
```



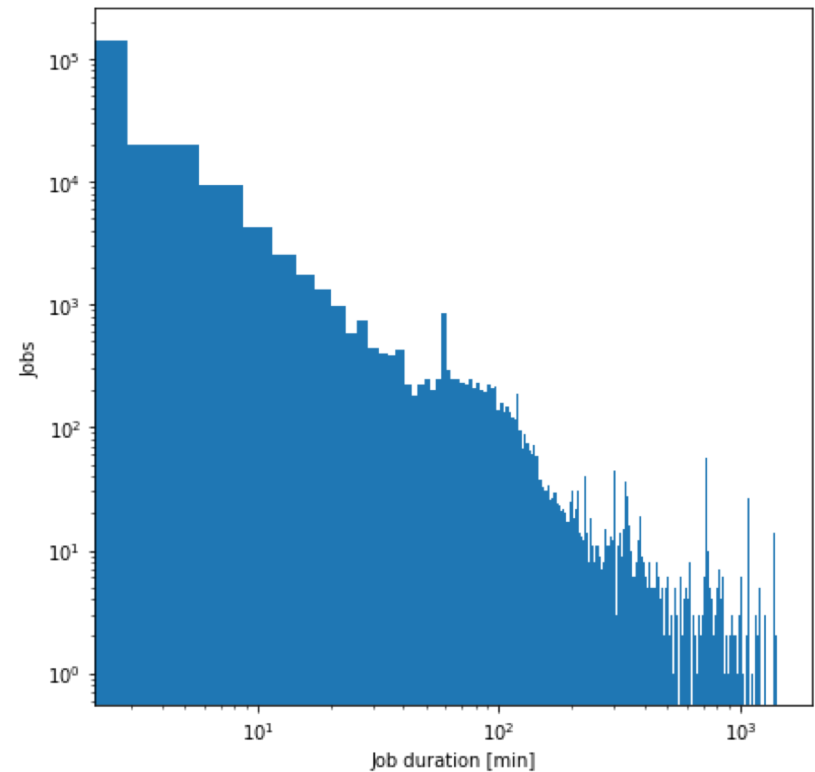
Data Solutions: Maxwell Usage

Calibration Jobs



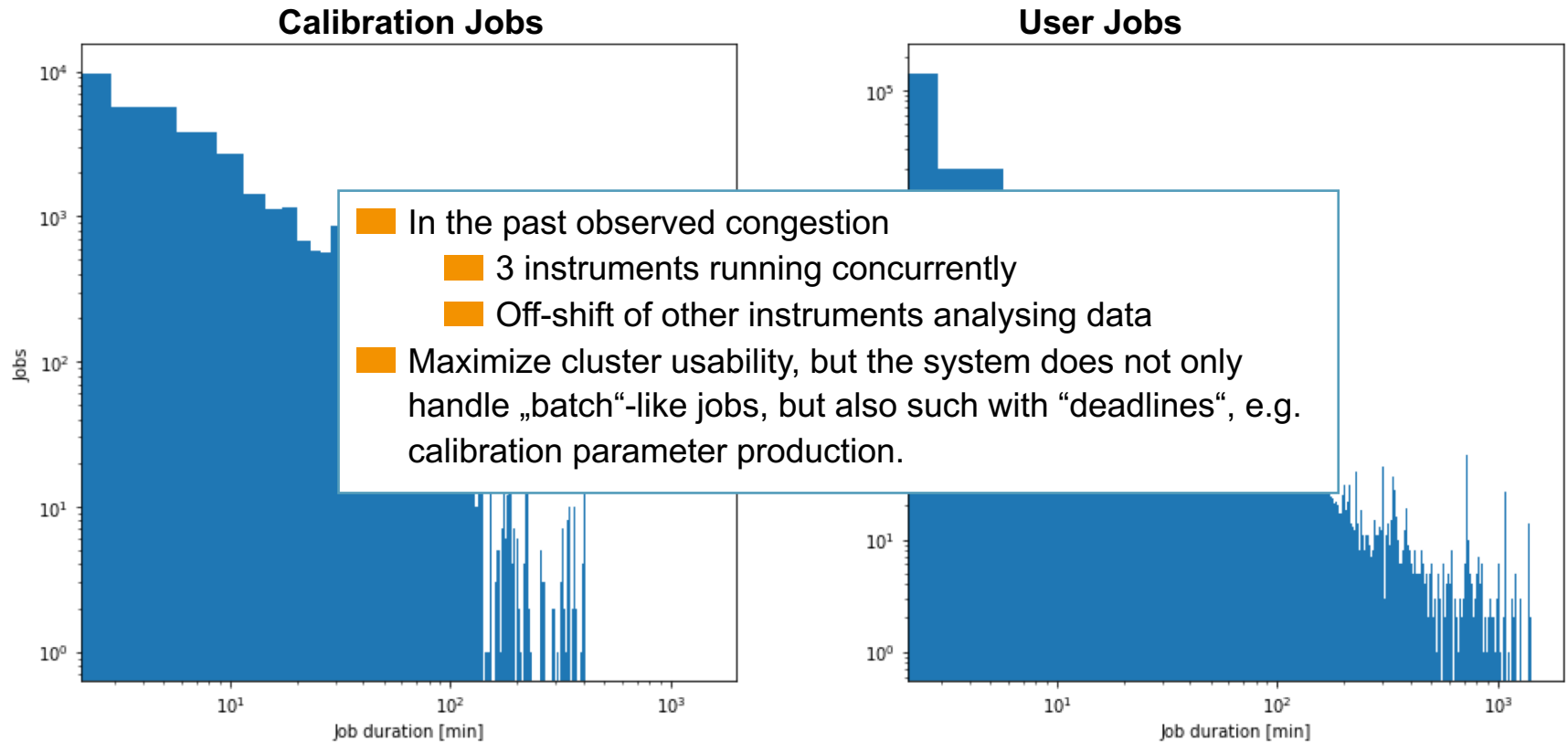
- Total number of calibration jobs: 38553
- Total job run time: 17908.3 hours
- 0.45 hours/job

User Jobs



- Total number of user jobs: 194940
- Total job run time: 61528.0 hours
- 0.30 hours/job

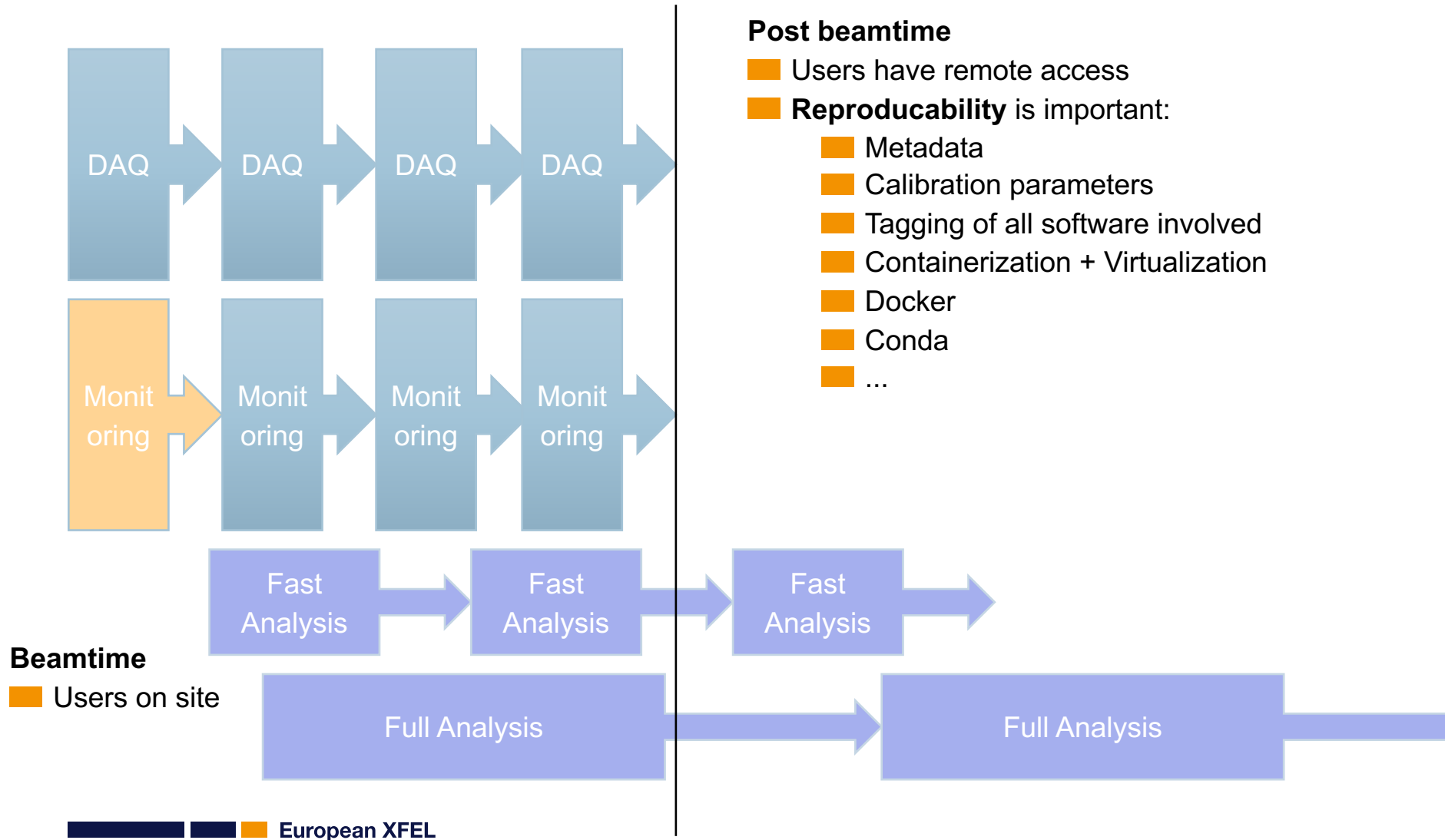
Data Solutions: Maxwell Usage



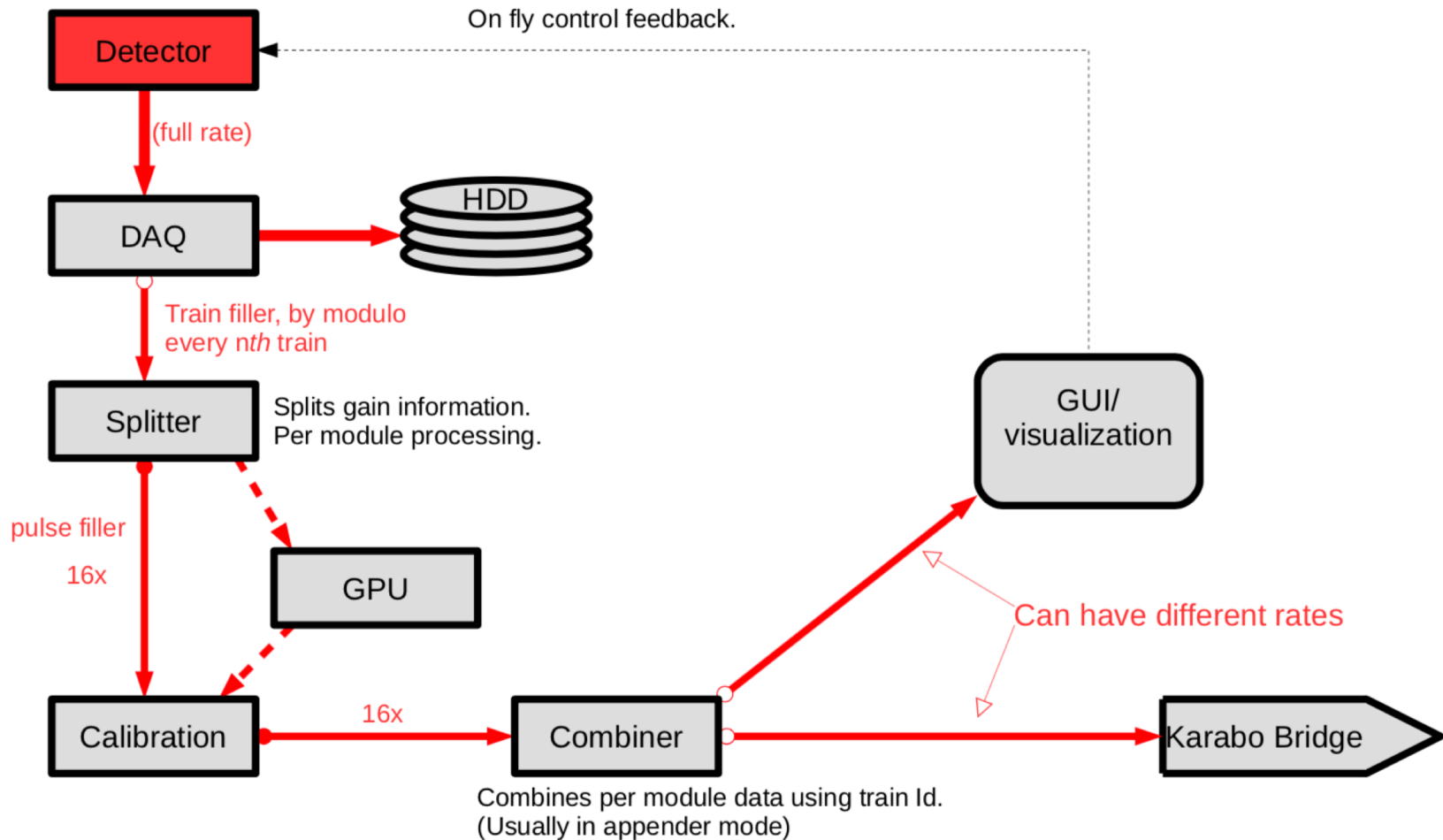
- Total number of calibration jobs: 38553
- Total job run time: 17908.3 hours
- 0.45 hours/job

- Total number of user jobs: 194940
- Total job run time: 61528.0 hours
- 0.30 hours/job

Data Solutions: Online Monitoring



Data Solutions: Online Views – Controlling the Experiment



Data Solutions: Online Views – Pluggable Pipelines

MANAGER_NEW

ACTIVE

Filter pulses range(range(64))

Output every nth train 50 50

Init

Reset

At the beginning of a shift (1) Restart servers --> (2) Start Pipeline
 (1) Restart servers --> that way the GPUs resources are cleaned for the other experiment

At the end of a shift

In case of problems Read this first: <https://in.xfel.eu/readthedocs/docs/online-calibration-tools/en/latest/>, then take action!

[08:20:42]: All servers restarted!

[08:26:37]: Set Aggregator train stride to 50 number

Restart servers ACTIVE Start pipeline ACTIVE

	AGC	SPLT	THRESHOLDING	OFFSET	GAIN	MEDIUM GAIN ADJUST	Free GPU mem
Q1	10 Hz / 50	0.2 Hz	0.2 Hz 2019-05-26T07:46:40+02:00	0.2 Hz 2019-05-26T07:46:40+02:00 2019-03-15	0.2 Hz PC 2019-03-15 FF 2018-09-06	0.2 Hz 2019-05-26T07:46:40+02:00 2019-03-15	8104 ME
	10 Hz / 50	0.2 Hz	0.2 Hz 2019-05-26T07:46:40+02:00	0.2 Hz 2019-05-26T07:46:40+02:00 2019-03-15	0.2 Hz PC 2019-03-15 FF 2018-09-06	0.2 Hz 2019-05-26T07:46:40+02:00 2019-03-15	7978 ME
	10 Hz / 50	0.2 Hz	0.2 Hz 2019-05-26T07:46:40+02:00	0.2 Hz 2019-05-26T07:46:40+02:00 2019-03-15	0.2 Hz PC 2019-03-15 FF 2018-09-06	0.2 Hz 2019-05-26T07:46:40+02:00 2019-03-15	5282 ME
	10 Hz / 50	0.2 Hz	0.2 Hz 2019-05-26T07:46:40+02:00	0.2 Hz 2019-05-26T07:46:40+02:00 2019-03-15	0.2 Hz PC 2019-03-15 FF 2018-09-06	0.2 Hz 2019-05-26T07:46:40+02:00 2019-03-15	7936 ME
Q2	10 Hz / 50	0.2 Hz	0.2 Hz 2019-05-26T07:46:40+02:00	0.2 Hz 2019-05-26T07:46:40+02:00 2019-03-15	0.2 Hz PC 2019-03-15 FF 2018-09-06	0.2 Hz 2019-05-26T07:46:40+02:00 2019-03-15	8567 ME
	10 Hz / 50	0.2 Hz	0.2 Hz 2019-05-26T07:46:40+02:00	0.2 Hz 2019-05-26T07:46:40+02:00 2019-03-15	0.2 Hz PC 2019-03-15 FF 2018-09-06	0.2 Hz 2019-05-26T07:46:40+02:00 2019-03-15	6904 ME
	10 Hz / 50	0.2 Hz	0.2 Hz 2019-05-26T07:46:40+02:00	0.2 Hz 2019-05-26T07:46:40+02:00 2019-03-15	0.2 Hz PC 2019-03-15 FF 2018-09-06	0.2 Hz 2019-05-26T07:46:40+02:00 2019-03-15	8588 ME
	10 Hz / 50	0.2 Hz	0.2 Hz 2019-05-26T07:46:40+02:00	0.2 Hz 2019-05-26T07:46:40+02:00 2019-03-15	0.2 Hz PC 2019-03-15 FF 2018-09-06	0.2 Hz 2019-05-26T07:46:40+02:00 2019-03-15	8525 ME
Q3	10 Hz / 50	0.2 Hz	0.2 Hz 2019-05-26T07:46:40+02:00	0.2 Hz 2019-05-26T07:46:40+02:00 2019-03-15	0.2 Hz PC 2019-03-15 FF 2018-09-06	0.2 Hz 2019-05-26T07:46:40+02:00 2019-03-15	8104 ME
	10 Hz / 50	0.2 Hz	0.2 Hz 2019-05-26T07:46:40+02:00	0.2 Hz 2019-05-26T07:46:40+02:00 2019-03-15	0.2 Hz PC 2019-03-15 FF 2018-09-06	0.2 Hz 2019-05-26T07:46:40+02:00 2019-03-15	7978 ME
	10 Hz / 50	0.2 Hz	0.2 Hz 2019-05-26T07:46:40+02:00	0.2 Hz 2019-05-26T07:46:40+02:00 2019-03-15	0.2 Hz PC 2019-03-15 FF 2018-09-06	0.2 Hz 2019-05-26T07:46:40+02:00 2019-03-15	5282 ME
	10 Hz / 50	0.2 Hz	0.2 Hz 2019-05-26T07:46:40+02:00	0.2 Hz 2019-05-26T07:46:40+02:00 2019-03-15	0.2 Hz PC 2019-03-15 FF 2018-09-06	0.2 Hz 2019-05-26T07:46:40+02:00 2019-03-15	7936 ME
Q4	10 Hz / 50	0.2 Hz	0.2 Hz 2019-05-26T07:46:40+02:00	0.2 Hz 2019-05-26T07:46:40+02:00 2019-03-15	0.2 Hz PC 2019-03-15 FF 2018-09-06	0.2 Hz 2019-05-26T07:46:40+02:00 2019-03-15	8567 ME
	10 Hz / 50	0.2 Hz	0.2 Hz 2019-05-26T07:46:40+02:00	0.2 Hz 2019-05-26T07:46:40+02:00 2019-03-15	0.2 Hz PC 2019-03-15 FF 2018-09-06	0.2 Hz 2019-05-26T07:46:40+02:00 2019-03-15	6904 ME
	10 Hz / 50	0.2 Hz	0.2 Hz 2019-05-26T07:46:40+02:00	0.2 Hz 2019-05-26T07:46:40+02:00 2019-03-15	0.2 Hz PC 2019-03-15 FF 2018-09-06	0.2 Hz 2019-05-26T07:46:40+02:00 2019-03-15	8588 ME
	10 Hz / 50	0.2 Hz	0.2 Hz 2019-05-26T07:46:40+02:00	0.2 Hz 2019-05-26T07:46:40+02:00 2019-03-15	0.2 Hz PC 2019-03-15 FF 2018-09-06	0.2 Hz 2019-05-26T07:46:40+02:00 2019-03-15	8525 ME

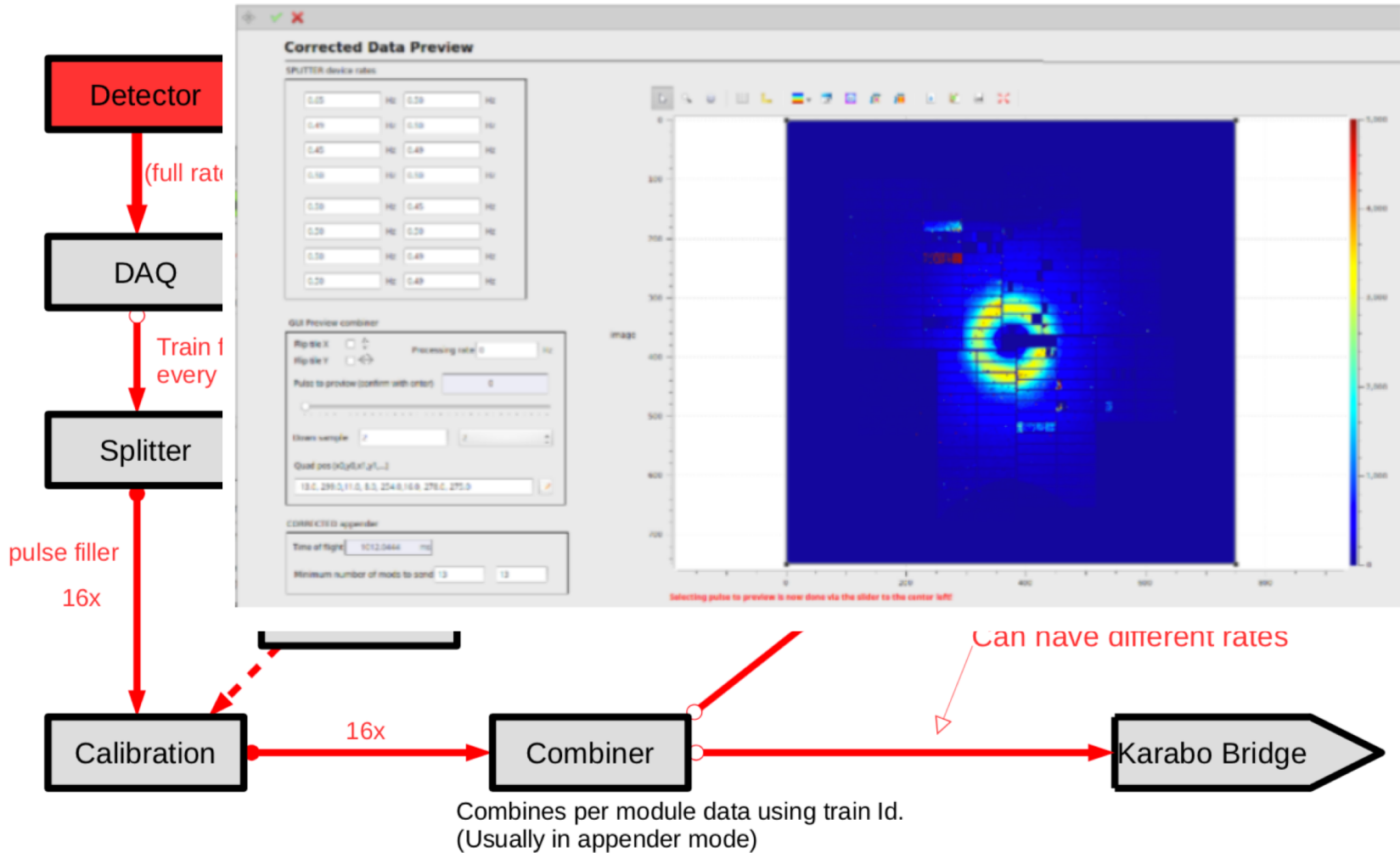
Raw: 266.9 ms to GUI 0.2 Hz

Gain: 509.9 ms to GUI 0.2 Hz

Corrected: 938.7 ms to GUI 0.2 Hz

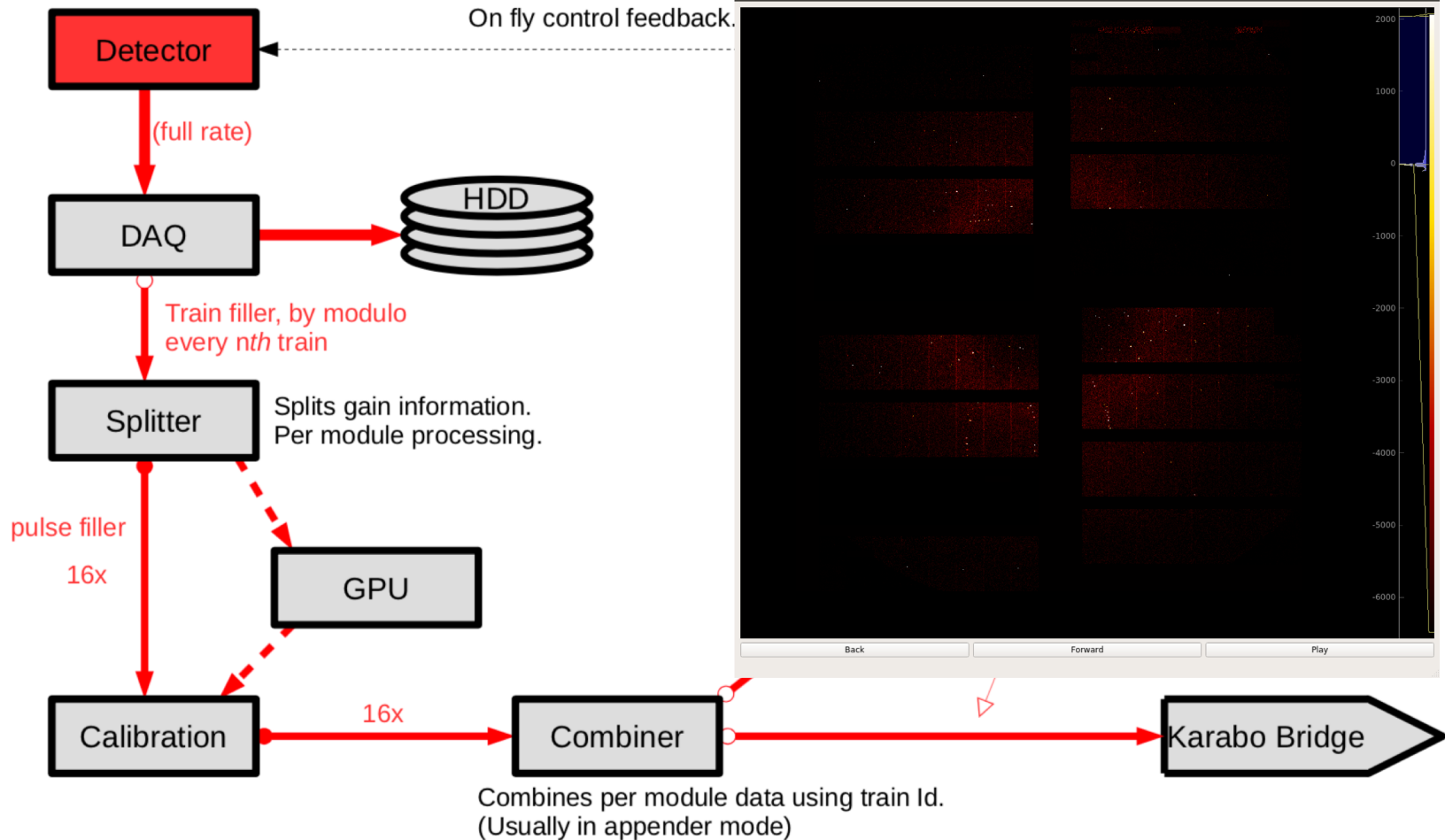
Enable OffsetCorrectionAGIPD Enable RelativeGainCorrection Enable MGainLevelerAGIPD

Data Solutions: Online Views – Previews



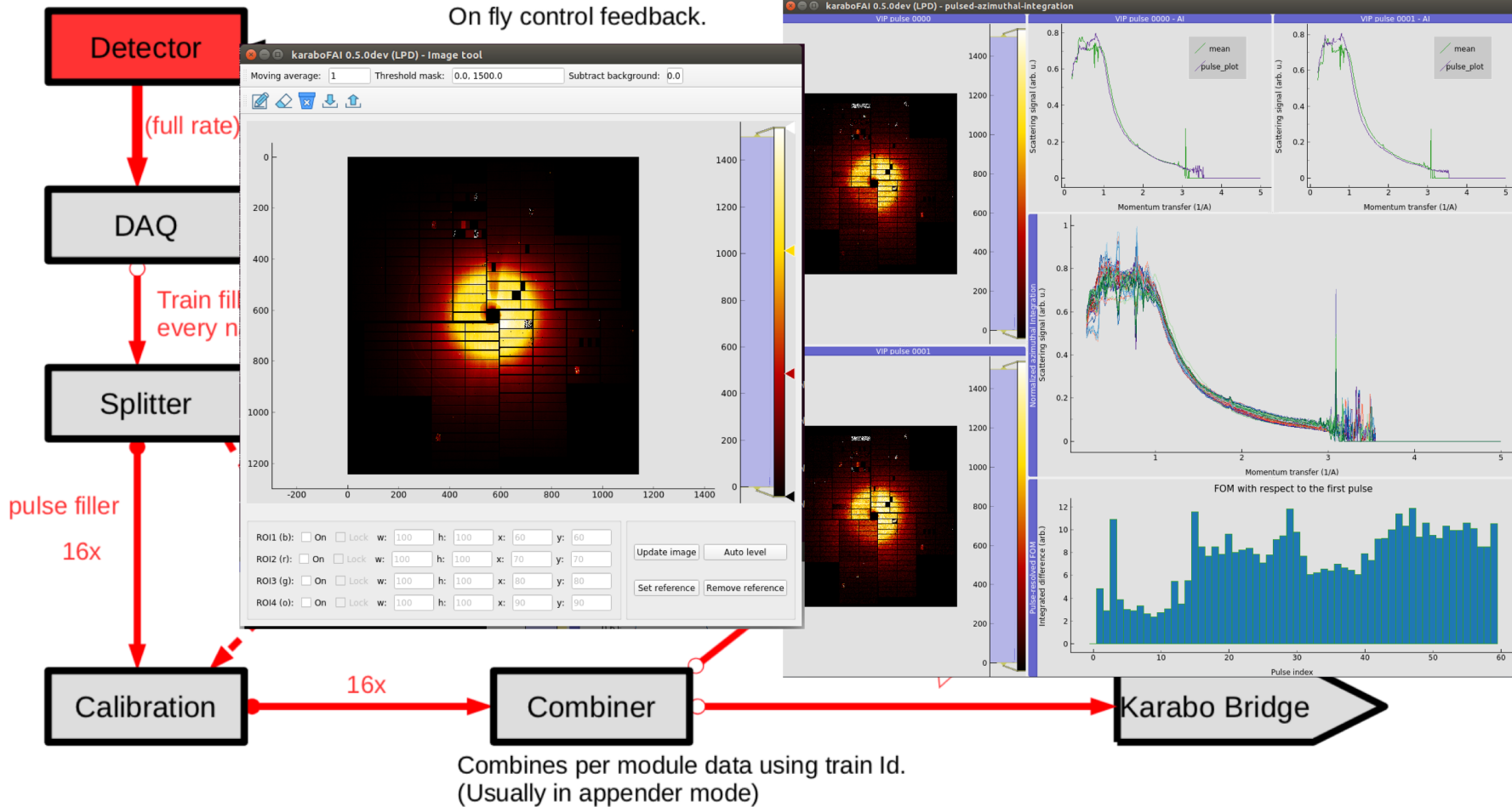
Data Solutions: Online Views – User Processing

OnDA View (Courtesy V. Mariani)

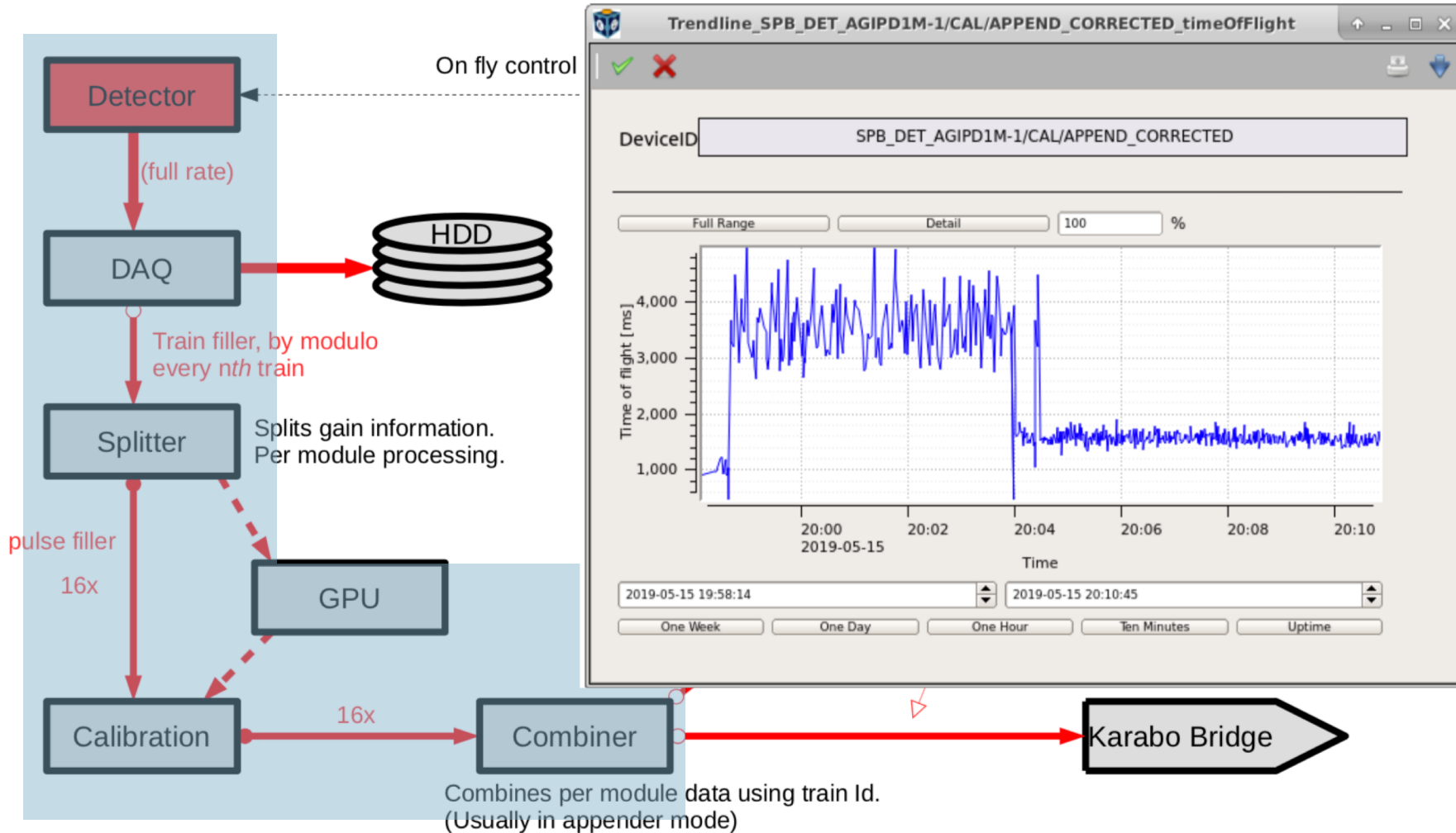


Data Solutions: Online Views – Facility Tools

extra-foam



Data Solutions: Online Views – Performance



PyDetLib: Detector-related Data Processing

Generic Correction
template <operator>

CM Correction
Runtime-gen. sorting
network

Split Event Correction

```

simpleCorrection = """
#define TILE_DIM {{ tile_dim }}
...
__global__ void simpleCorrection({{ data_type }}* __restrict__ a,
    const unsigned char* __restrict__ g,
    const {{ data_type }}* __restrict__ constant,
    const int* __restrict__ celltable){

    const int iX = threadIdx.x;
    const int iY = threadIdx.y;
    const int iZ = threadIdx.z;
    const int zStride = gridDim.z*STACK;
    const int yStride = gridDim.y*TILE_DIM;

    int idx = (blockIdx.z*STACK+iZ) + ...;

    if(idx < WIDTH*HEIGHT*zStride)
    {
        int cell = celltable[...];
        int idx_map = cell*GAINS + (iY+blockIdx.y*TILE_DIM) ...;
        if((bool)NO_GAINMAP){
            a[idx] {{ op }} constant[idx_map];
        } else {
            a[idx] {{ op }} constant[idx_map+g[idx]];
        }
    }
    __syncthreads();
}
"""

```

PyDetLib: Detector-related Data Processing

Generic Correction
template <operator>

CM Correction
Runtime-gen. sorting
network

Split Event Correction

```
tpl = Template(kernels.simpleCorrection)
offsetCorrection = tpl.render(tile_dim=tile_dim, width=shape[0],
                             height=shape[1], stack=zDim,
                             mem_cells=memCells, gains=gainLen,
                             data_type='float',
                             no_cell_table=noCellTable,
                             no_gain_map=noGainMap,
                             op="-=")
```

PyDetLib: Detector-related Data Processing

Generic Correction
template <operator>

CM Correction
Runtime-gen. sorting
network

Split Event Correction

karaboDevices › pyDetLib › Repository

577c9a6ee... pyDetLib / .. / kernels / simple_correction.py

Find file

Blame

History

Permalink



Add GPU gain thresholding ...
Steffen Hauf committed a year ago

577c9a6e

simple_correction.py 4.6 KB



Edit

Replace

Delete

```

1  """
2  An simple correction kernel
3  """
4  simpleCorrection = """
5      #define TILE_DIM {{ tile_dim }}
6      #define WIDTH {{ width }}
7      #define HEIGHT {{ height }}
8      #define STACK {{ stack }}
9      #define MEMCELLS {{ mem_cells }}
10     #define GAINS {{ gains }}
11     #define NO_CELLTABLE {{ no_cell_table }}
12     #define NO_GAINMAP {{ no_gain_map }}
13
14     __global__ void simpleCorrection({{ data_type }}* __restrict__ a, const unsigned char* __restrict__ g,
15
16         const int iX = threadIdx.x;
17         const int iY = threadIdx.y;
18         const int iZ = threadIdx.z;
19         const int zStride = gridDim.z*STACK;
20         const int yStride = gridDim.y*TILE_DIM;
21
22         int idx = (blockIdx.z*STACK+iZ) + (iY+blockIdx.y*TILE_DIM)*zStride + (iX+blockIdx.x*TILE_DIM)*zStri
23
24         if(idx < WIDTH*HEIGHT*zStride)
25         {
26             //case where celltable == NULL
27             //no need for shared memory as zindexing will be coalesced
28             if((bool)NO_CELLTABLE){
29                 int cell = (STACK*blockIdx.z+threadIdx.z) % MEMCELLS;
30                 int idx_map = cell*GAINS + (iY+blockIdx.y*TILE_DIM)*MEMCELLS*GAINS + (iX+blockIdx.x*TILE_DI
31                 if((bool)NO_GAINMAP){
32                     a[idx] {{ op }} constant[idx_map];
33                 } else {
34                     a[idx] {{ op }} constant[idx_map+g[idx]];
35                 }
36             }
37
38         } else {
39             //random access to the constant may occur, it should be loaded into shared memory
40             __shared__ {{ data_type }} tile[TILE_DIM][TILE_DIM][MEMCELLS+1][GAINS];
41             //x and y will fit to the pixels to correct for but need to limit or extend in z direction
42             int zDiff = MEMCELLS - blockIdx.z;

```

PyDetLib: Detector-related Data Processing

Generic Correction
template <operator>

CM Correction
Runtime-gen. sorting
network

Split Event Correction

karaboDevices › pyDetLib › Repository

577c9a6ee... pyDetLib / .. / kernels / simple_correction.py

Find file

Blame

History

Permalink



Add GPU gain thresholding ...
Steffen Hauf committed a year ago

577c9a6e

simple_correction.py 4.6 KB



Edit

Replace

Delete

```

1  """
2  An simple correction kernel
3  """
4  simpleCorrection = """
5  #define TILE_DIM {{ tile_dim }}
6  #define WIDTH {{ width }}
7  #define HEIGHT {{ height }}
8  #define STACK {{ stack }}
9  #define MEMCELLS {{ mem_cells }}
10 #define GAINS {{ gains }}
11 #de
12 #de
13
14
15
16
17
18
19
20
21
22
23
24 int cell = (STACK*blockIdx.z+threadIdx.z) % MEMCELLS;
25 int idx_map = cell*GAINS + (iY+blockIdx.y*TILE_DIM)*MEMCELLS*GAINS + (iX+blockIdx.x*TILE_DI
26 if((bool)NO_GAINMAP){
27     a[idx] {{ op }} constant[idx_map];
28 } else {
29     a[idx] {{ op }} constant[idx_map+g[idx]];
30 }
31
32 } else {
33     //random access to the constant may occur, it should be loaded into shared memory
34     shared_ {{ data_type }} tile[TILE_DIM][TILE_DIM][MEMCELLS+1][GAINS];
35     //x and y will fit to the pixels to correct for but need to limit or extend in z direction
36     int zDiff = MEMCELLS - blockDim.z;

```

**With Volta, global memory through-put increased
such that it GM access on large data chunks
became faster than small-chunked shared memory
access**

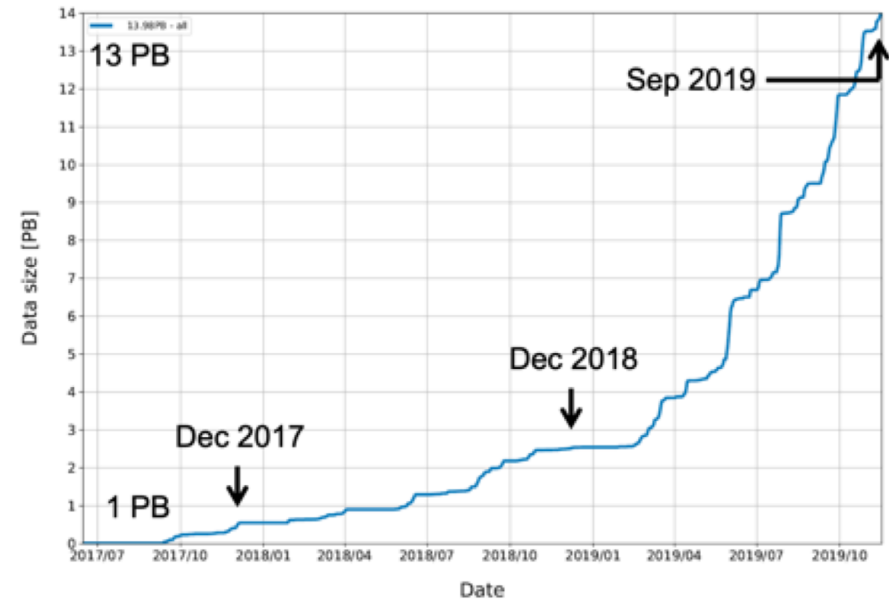
→ Code reduction by factor 10!

Data Challenges and Lessons Learned

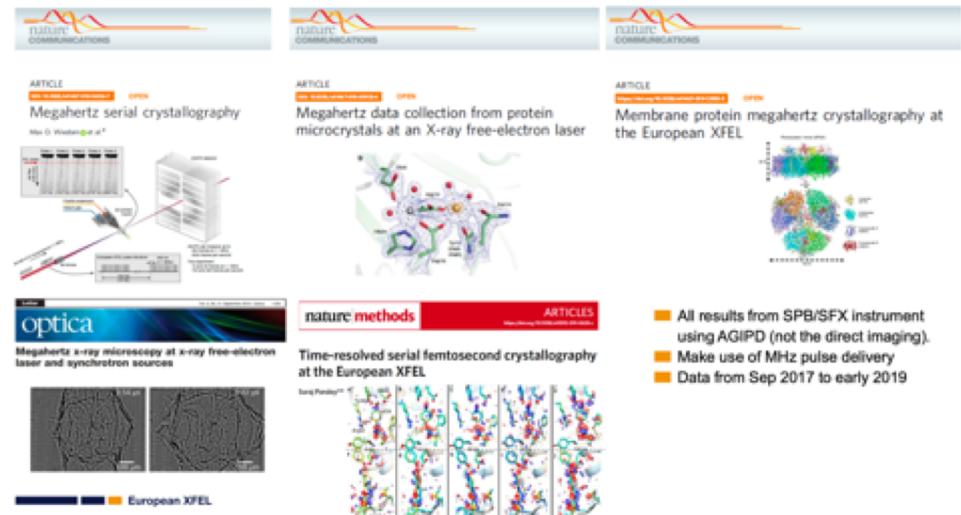
Challenges: Data Reduction

- When running smoothly, single experiments can produce ~1PB per week
 - Not all data contains sample hits
 - Data is reduced during analysis, but not upon storage
- Mid- and long-term running XFEL is only feasible if data is reduced as early as possible
 - More efficient storage
 - Faster analysis on actually interesting data
 - Better online monitoring
 - Requires very good understanding of our detectors

Raw Data Generated at European XFEL Instruments



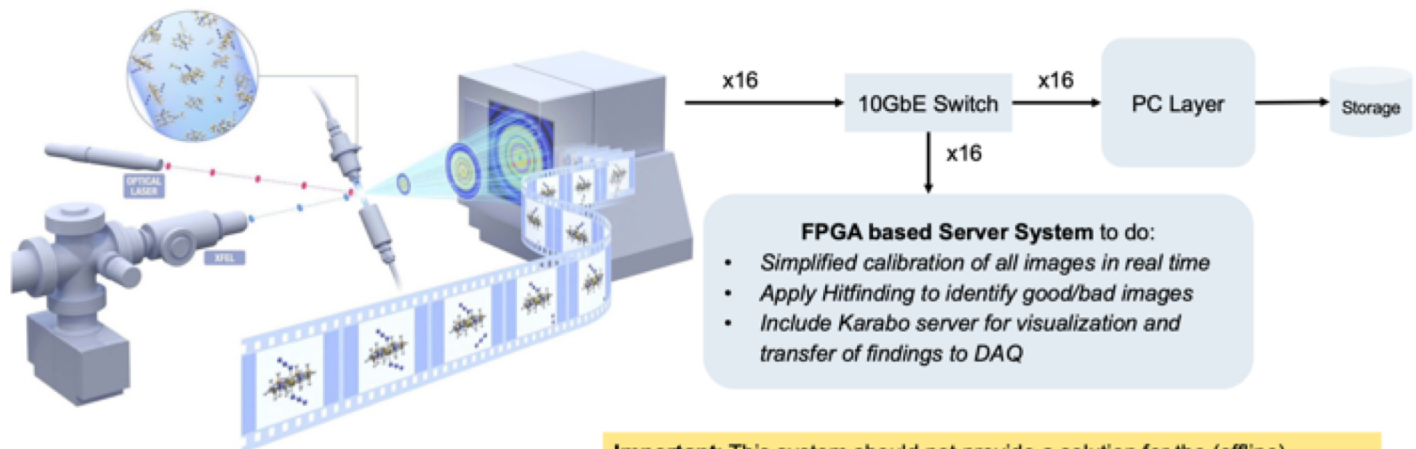
First publications



Challenges: Context Specific Reductions

- First step, filtering known empty pulses
 - From detector characterization observations: prefer in software, not using VETO, as complicates calibration
- Solutions which take context into account, e.g. experiment is interested in Bragg peaks
 - Software or FPGA solutions are being investigated
 - Start with only tagging data, then get user feedback on our filters
 - Final solution: filter most, but pass through some data which would otherwise be filtered for verification purposes

Planned demonstrator project for AGIPD at SPB



Important: This system should not provide a solution for the (offline) calibration and processing with highest accuracy. It should provide a fast and low-latency online monitoring solution to provide valuable feedback to the users in real-time! It could also provide classification information of the images for later decisions for processing or data reduction.

Challenges: Context Specific Reductions

- First step, filtering known empty pulses
 - From detector characterization observations: prefer in software, not using VETO, as complicates calibration

- Solutions which take context into account, e.g. experiment is interested in Bragg peaks
 - Software or FPGA solutions are being investigated
 - Start with only tagging data, then get user feedback on our filters
 - Final solution: filter most, but pass through some data which would otherwise be filtered for verification purposes

- Other facilities face the same challenges:
 - LCLSII mandatory reduction by factor 10x early on
 - ▶ Users can provide algorithm specific to experiment
 - ▶ Facility “hard“ filter will take care of anything above 10% input if the user algorithm didn't
 - ▶ XFEL is looking into collaboration here, e.g. in the context of HIR3X
 - Multiple „power“ user groups have experience and knowledge that can help

Challenges: Technical vs. Procedural

Filtering „dark“ data

Straight forward, but needs to be configurable on pattern Reduction: 0%-99% depending on scenario.

Compression

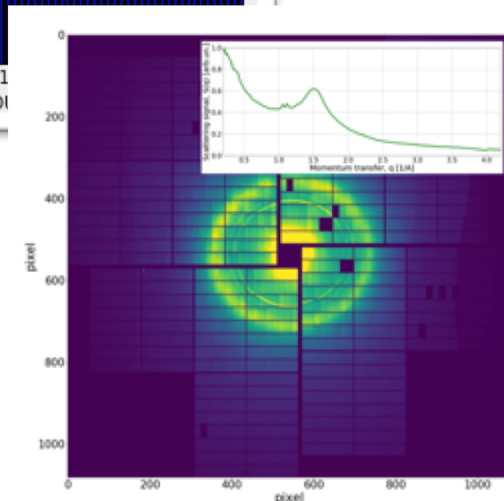
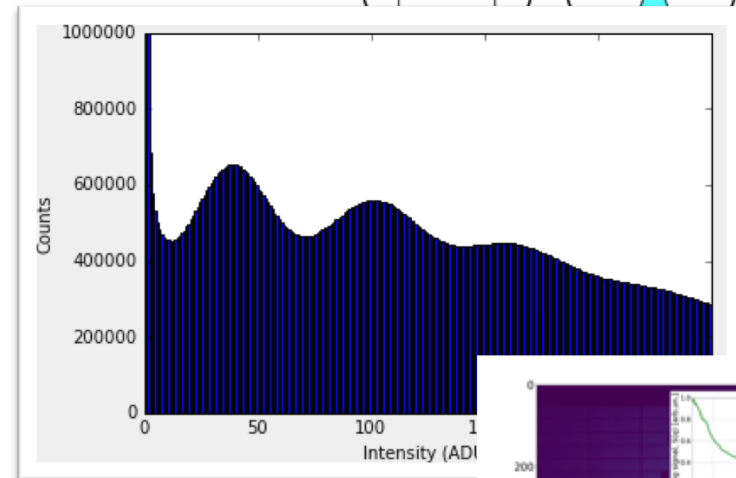
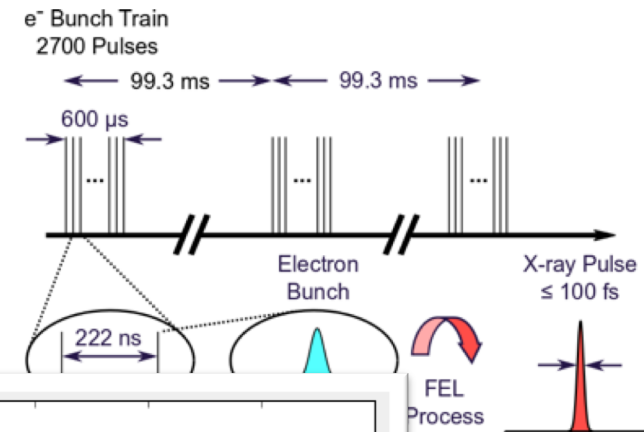
Will not gain much for data containing white noise ($< \sim 10\%$), good for gain maps or bad pixel maps ($> 90\%$).

Event filtering

Requires good calibration, can be done e.g. also using zero-suppression and compression: $\sim 0\text{-}99\%$ depending on application.

Dimension reduction

E.g. azimuthal integration: $\sim 1000\text{x}$ reduction if going from 2D(3D) to 1D(2D).



Challenges: Technical vs. Procedural

Filtering „dark“ data

Straight forward, but needs to be configurable on pattern Reduction: 0%-99% depending on scenario.

Compression

Will not gain much for data containing white noise (< ~10%), good for gain maps or bad pixel maps (> 90%).

Event filtering

Requires good calibration, can be done e.g also using zero-suppression and compression: ~0-99% depending on application.

Dimension reduction

E.g. azimuthal integration: ~1000x reduction if going from 2D(3D) to 1D(2D).

Experiment Specifics

Facility side knowledge of pulse pattern
User configuration option of what is important aside from FEL pulses.

Acknowledgement of Reduction Need

In contrast to frequent previous experience at Synchrotrons or even other FELs where persisting “all“ data was possible

Identification of >90% use cases

Focus on most common experimental techniques and stream-line facility data pipelines: crystallography, pump-probe techniques and symmetry assumptions

Transparency and Validation

Need to convince our users that data rejection does not harm scientific outcome

Challenges: Data Reducion – what to gain?

Calibration

- ▶ Corrects data → 16 bit unsigned integer to 32 bit float values = +0.5 x data x 2
- ▶ Digitizes gain → 16 bit unsigned integer to 8 bit uint values = + 0.5 x data x 0.5
- ▶ Adds bad pixel mask → additional 32 bit unsigned int per image = + 0.5 x data x 2

data x 2.25

- HDF5 transparent inline compression using lossless LZF algorithms
 - Gain and Bad Pixels data contain very few distinct values and large regions of the same values, e.g. zeros, blocks of bad ADCs etc, and thus compress efficiently
 - Fast algorithm: measured 5% speed penalty
 - ▶ **Data x ~1.0**
 - **Zeroing image data below n sigma noise:** not lossless anymore, < **Data x 1**

Approach	RAW	No Compression	Compression (LZF)	+ zeroing (3 sigma)	+ zeroing (3 sigma), different run	+ zeroing (10 sigma),	+ static bad pixel map
File size	4.1G	8.9G	2.9G-4.0GB	2.8G	2.0G-2.9G	0.8-2.7G	2.7G
Relative	100%	220%	70-100%	68%	50-70%	20-65%	66%

Summary: Data lessons learned in early user operation

- **Well running experiments can produce up to 1PB of data in a single beamtime**
 - **Since we are a user facility, how such an experiment may look like can change on a daily basis** → contrasts to particle physics.
 - However, a flexible toolkit of reduction options might cover many experimental use cases
- Reducing this data in an efficient and appropriate way is one of the key challenges
 - **Users will not care so much about our storage costs but be interested in maximizing useful feedback and speeding up analysis**
 - Frequently, users have synchrotron experience where data rates in the past have not been such an issue. There is a “psychological” component in raising awareness into the challenges that facilities like XFEL entail.
 - **We observe two user categories:**
 - ▶ **Power users** who are accustomed to handling such data amounts and often are willing to contribute with solutions as they understand the problems
 - ▶ **Non-power users**, who ideally only want a very reduced data product. Getting there should be as transparent to them as possible.

Summary: Data lessons learned in early user operation

Software:

- **Python** is by far most common nowadays. Most of the facility analysis code, calibration processing and data interfaces are written in it
- **C++**: still a serious player, used in DAQ and Control – where tight control over data types, referencing and concurrency is needed. Also some user code relies on this
- **Matlab**: frequently required to run user analysis propagated from synchrotron environments, but more and more people moving to Python

Hardware:

- For XFEL data with large detectors, **memory is key**: Maxwell nodes have up to >700GB, standard configuration 512GB, fast IO (GPFS) is mandatory
- **GPUs**: used in online processing and some user codes, but we also observe I/O rather than processing limitations → efficient data reduction might change this
- **FPGAs**: becoming more important. XFEL has started a project for high-level programming there. Recent developments of synthesizing Python and other HLL code directly onto FPGA should be highly interesting to us as they work well with frequent user turnaround.

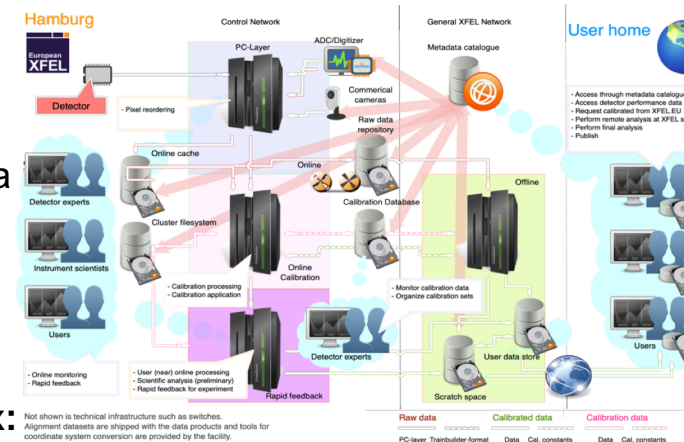
Summary: Data lessons learned in early user operation

Not mentioned (in Detail):

- Electronic log books: currently using the PSI elog, but many requests for tighter integration with our data producers
- Reproducibility
- Open Access after embargo period → how to make sure data useful for those who didn't participate in experiment
- Collaborative software development and code review: git + gitlab, readthedocs, Docker, ...

Software developments are getting more and more complex:

- A great scientist is not automatically a good software developer
- Communication: scientists „fear“ written requirements, IT people crave them
- Flexible, fast and I want to be able to change it → usually will not work
- Users are “app-pampered“: sometimes the complex system still has to be understood, but also does it always have to be that way?
- Do you really want the raw data?



≠



Outlook

- More detectors will be installed at the European XFEL in the next months and years
 - AGIPD4M
 - HiBEF AGIPD
 - Second DSSC (DePFET)
 - More Jungfrau detectors

- Next generation of detectors is in definition phase. Wishlist includes:
 - More and smaller pixels
 - More memory cells
 - CW operation
 - Generally, more data

- The need for efficient data management, provenence and reduction will become even more pressing
 - Other user facilities are facing similiar challenges: LCLS II, many synchrotrons
 - Internal R&D projects have been started: FPGA, Software filtering
 - There are chances for collaboration
 - ▶ Among facilities
 - ▶ With user groups

Outlook

- More detectors will be installed at the European XFEL in the next months and years
 - AGIPD4M
 - HiBEF AGIPD
 - Second DSSC (DePFET)
 - More Jungfrau detectors

- Next generation of detectors is in definition phase. Wishlist includes:
 - More and smaller pixels
 - More memory cells
 - CW operation
 - Generally, more data

- The need for efficient data management, provenence and reduction will become even more pressing
 - Other user facilities are facing similiar challenges: LCLS II, many synchrotrons
 - Internal R&D projects have been started: FPGA, Software filtering
 - There are chances for collaboration
 - ▶ Among facilities
 - ▶ With user groups

Backup

PyDetLib: Detector-related Data Processing

Generic Correction
template <operator>

CM Correction
Runtime-gen. sorting
network

Split Event Correction

```
def oddeven_merge_sort_range(lo, hi):
    if (hi - lo) >= 1:
        mid = lo + ((hi - lo) // 2)
        for i in oddeven_merge_sort_range(lo, mid):
            yield i
        for i in oddeven_merge_sort_range(mid + 1, hi):
            yield i
        for i in oddeven_merge(lo, hi, 1):
            yield i

def oddeven_merge_sort(length):
    """ "length" is the length of the list to be sorted.
    Returns a list of pairs of indices starting with 0 """
    for i in oddeven_merge_sort_range(0, length - 1):
        yield i
```

Python generates a near-optimal sorting network for variable input data sizes at run time

PyDetLib: Detector-related Data Processing

Generic Correction
template <operator>

CM Correction
Runtime-gen. sorting
network

Split Event Correction

```
def generateNetwork(datalength, returnStats):
    pairs_to_compare = list(oddeven_merge_sort(datalength))
    ...
    for j, i in enumerate(pairs_to_compare):
        k = 0
        ...
        if len(k) > 0:

            code.append(
                "if (laneId < %d) if(a[c[%d][laneId][0]]...)".format(

                    if warpSize < 0:
                        code.append("__syncthreads();")

def commonmode3dNetwork(datalength, returnStats=False):
    code, constant = generateNetwork(datalength, returnStats)
    code = code.replace('{{ specialization }}', ""

    __syncthreads();

    #pragma unroll
    for(int i = 0; i < YSPAN; i++){
        a[idx+(iY*YSPAN+i+...) -= med[iX][iZ];

    } ""
```

The use this network to generate CUDA-C code

PyDetLib: Detector-related Data Processing

Generic Correction
template <operator>

CM Correction
Runtime-gen. sorting
network

Split Event Correction

Speedup for GPU algorithms (very old numbers!)

Detector (Pixels x mem. cells)	GPU (ms)	CPU (ms)**	Speed-Up
LPD (128x32x512)	26.5	3473	~130x
AGIPD (128x512x352)	344.9	15394	~45x
DSSC (512x128x512)	477.4	38456	~75x
LPD Supermodule (256x256x512)	466.1	35796	~75x